




# Personal Health Choices

University of Nevada Las Vegas  
Center for Health Information Analysis  
&

Nevada Department of Health and Human Services  
Division of Health Care Financing and Policy



BOOK 3  
HOSPITAL OUTPATIENT  
Thirtieth Edition



# Table of Contents

<u>Foreword</u>	i
<u>Acknowledgments</u>	ii
<u>Introduction</u>	iii
<u>Factors to Consider in Reviewing this Report</u>	iv
<u>General Acute Care Hospitals</u>	v
<u>Listing of EAPG Groups (Reports)</u>	vi - viii
<u>Discussion and Graphics: 15 Outpatient Emergency (ED) Enhanced Ambulatory Patient Groups</u>	1 - 30
<u>Discussion and Graphics: 15 Outpatient Surgery (OS) Enhanced Ambulatory Patient Groups</u>	31 - 60
<u>Discussion and Graphics: 15 Other Outpatient (TH) Enhanced Ambulatory Patient Groups</u>	61 - 90

## Foreword

Personal Health Choices is a joint publication of the Center for Health Information Analysis (CHIA) and the Nevada Department of Health and Human Services, Division of Health Care Financing and Policy. This report presents general acute care hospital outpatient discharge billing records data for 15 common Enhanced Ambulatory Patient Groupings\* (EAPG) per outpatient type as reported by 35 of Nevada's acute care hospitals that discharged patients within the period of 2013 to 2017.

The data are available through the standard Uniform Billing form, which is utilized by hospitals to bill for their hospital charges. The data include patients who were admitted to a hospital as an outpatient. The reports are categorized into 3 outpatient types: 1 - Outpatient Emergency Department (ED), 2 - Outpatient Surgery (OS), 3 - Other Outpatient (TH). It includes information about patients discharged from non-federal hospitals in Nevada. The data identify billed charges, not the actual payments received by the hospital.

The data were compiled by CHIA using information from outpatient hospital billing records. This information was gathered and analyzed as part of a contractual agreement between the Department of Health and Human Services and the University under the authority granted in Section 439B of the Nevada Revised Statutes. CHIA reviews the data and requests corrections when errors are found. It is not possible to detect all errors. CHIA is not responsible for errors that cannot be found by a review.

An electronic copy of this publication can be downloaded from <http://www.nevadacomparecare.net/static-choices.php>

\*3M™ Enhanced Ambulatory Patient Grouping System

Below is the web address of the EAPG fact sheet.

<http://multimedia.3m.com/mws/media/4729970/3m-enhanced-apgs-fact-sheet.pdf>

Nevada Department of Health and Human Services  
Division of Health Care Financing and Policy  
1100 East William Street, Suite 101  
Carson City, NV 89701  
Telephone: (775) 684-3676

Personal Health Choices  
Thirtieth Edition, 2013-2017  
Published June, 2018

The Great Seal of the State of Nevada is a large, faint watermark in the background. It features a circular border with the text "THE GREAT SEAL OF THE STATE OF NEVADA" and "ALL FOR OUR COUNTRY" at the bottom. Inside the seal is a central figure of a miner with a pickaxe, surrounded by stars and a landscape with mountains and a river.

**PERSONAL HEALTH CHOICES: 2013-2017**

**Book 3 - Acute Care Hospitals - Outpatient**

**ACKNOWLEDGMENTS**

**Department of Health and Human Services**

**Richard Whitley, MS, Director**

**University of Nevada, Las Vegas, School of Community Health Sciences**

**Shawn Gerstenberger, PhD, Dean**

**Center for Health Information Analysis**

**Joseph Greenway, MPH, Director**

**Division of Health Care Financing and Policy**

**Marta Jensen, Administrator**

## Introduction

This thirtieth edition, Book 3 of Personal Health Choices compares 35 of Nevada's general acute care hospitals with respect to 15 common medical diagnoses and surgical procedures per outpatient type, defined by 3M's Enhanced Ambulatory Patient Groups (EAPGs: see below). The definitions to all EAPGs can be found on the narrative page for each EAPG. Each diagnosis and procedure in this publication is based on an individual EAPG.

### THE 3M™ ENHANCED AMBULATORY PATIENT GROUPING SYSTEM

Enhanced Ambulatory Patient Group (EAPG), is a classification system that is developed specifically for use in today's complex ambulatory environment to develop an effective and comprehensive outpatient prospective payment system (OPPS) that includes hospitals, freestanding ambulatory surgery centers (ASCs), renal dialysis centers, and other diverse care settings.

By reflecting the care that today's facilities provide to non-Medicare beneficiaries, the 3M EAPG System captures the current changes in clinical Practice and resource use. It can provide a broader, more inclusive classification of outpatient care than the Centers for Medicare & Medicaid (CMS) Ambulatory Payment Classifications (APCs).

Below is the web address of the EAPG fact sheet.

<http://multimedia.3m.com/mws/media/4729970/3m-enhanced-apgs-fact-sheet.pdf>

### INFORMATION LEVEL

Personal Health Choices is intended as a source of information regarding the billed charges of hospitals in Nevada, and should not be construed as a definitive guide for selecting a hospital in order to receive outpatient medical care. The financial information in this report is based on billed charges rather than the amount actually collected on discharged patients per EAPG. Billed charges and collected charges can differ significantly. This report provides the reader information about one component of healthcare pricing - hospital outpatient services. Inpatient hospitalization as well as professional physician and other non-hospital ancillary healthcare services are not covered in this report.

CREDIT DUE: Google ([www.google.com](http://www.google.com)) and Medical Dictionary (<http://medical-dictionary.thefreedictionary.com>) were used to obtain definitions for medical terms.

## Factors

The information provided in this report is formatted to present narrative and tabular data on the first page and detailed tabular data on the second. This report covers a five-year trend line for EAPG-related data. Selected EAPGs are presented in ascending order of code.

The first page of each selected EAPG presents gender and age breakdowns of the overall hospital outpatient population, factored by the total number of visits and average billed charges. The age categories consist of 0-17, 18-35, 36-49, 50-64, and 65+. The narrative information on the first page for each EAPG is based on the available data and may contain information on specific diagnoses and surgical procedures involved in the treatment of the patient. These diagnoses and procedures may not always be directly related to the primary ailment. The second page examines specific hospitals in Clark, Washoe and the Rural counties with regard to total visits and average billed charges.

It should be noted that, when comparing hospitals to average billed charges, information based on small numbers of cases cannot provide a reliable statistical base upon which information can reflect a given hospital's experience. Further, physician charges (including those of surgeons) are normally separate from hospital charges, except in rural areas where some physician services -- such as radiology, anesthesia, and laboratory tests -- may be included in the hospital charges.

The Center for Health Information Analysis (CHIA) receives patient bill records directly from all the hospitals. These data are reviewed, and if errors are found, a resend is requested. Missing or out of range fields as well as statistical mixes of fields such as payer, gender, and race are looked at in the review.

## GENERAL ACUTE CARE HOSPITALS

Hospital Name	Address	Phone	County
Battle Mountain General Hospital	535 Humboldt St., Battle Mountain, NV 89820	(775) 635-2550	Lander
Boulder City Hospital	901 Adams Blvd., Boulder City, NV 89005	(702) 293-4111	Clark
Carson Tahoe Regional Medical Center	1600 Medical Pkwy., Carson City, NV 89703	(775) 445-8000	Carson
Carson Valley Medical Center	1107 Highway 395, Gardnerville, NV 89410	(775) 782-1500	Douglas
Centennial Hills Hospital Medical Center	6900 N. Durango Dr., Las Vegas, NV 89149	(702) 835-9700	Clark
Churchill Community Hospital	801 E. Williams Ave., Fallon, NV 89406	(775) 423-3151	Churchill
Desert Springs Hospital Medical Center	2075 E. Flamingo Rd., Las Vegas, NV 89119	(702) 733-8800	Clark
Desert View Regional Medical Center	360 S. Lola Ln., Pahrump, NV 89048	(775) 751-7500	Nye
Grover C. Dils Medical Center	700 N. Spring St., Caliente, NV 89008	(775) 726-3171	Lincoln
Henderson Hospital Medical Center	1050 W. Galleria Dr., Henderson, NV 89011	(702) 963-7000	Clark
Humboldt General Hospital	118 E. Haskell St., Winnemucca, NV 89445	(775) 623-5222	Humboldt
Incline Village Community Hospital	880 Alder Ave., Incline Village, NV 89451	(775) 833-4100	Washoe
Mesa View Regional Hospital	1299 Bertha Howe Ave., Mesquite, NV 89027	(702) 346-8040	Clark
Mount Grant General Hospital	1st & A St., Hawthorne, NV 89415	(775) 945-2461	Mineral
Mountain View Hospital	3100 N. Tenaya Way, Las Vegas, NV 89128	(702) 962-5000	Clark
North Vista Hospital	1409 E. Lake Mead Blvd., North Las Vegas, NV 89030	(702) 649-7711	Clark
Northeastern Nevada Regional Hospital	2001 Errecart Blvd., Elko, NV 89801	(775) 738-5151	Elko
Northern Nevada Medical Center	2375 E. Prater Way, Sparks, NV 89434	(775) 331-7000	Washoe
Nye Regional Medical Center (CLOSED In 2015)	825 Erie Main St., Tonopah, NV 89409	(775) 482-6233	Nye
Pershing General Hospital	855 6th St., Lovelock, NV 89419	(775) 273-2621	Pershing
Renown Regional Medical Center	1155 Mill St., Reno, NV 89502	(775) 982-4100	Washoe
Renown South Meadows Medical Center	10101 Double R Blvd., Reno, NV 89521	(775) 982-7000	Washoe
Saint Mary's Regional Medical Center	235 W. Sixth St., Reno, NV 89503	(775) 770-3000	Washoe
Saint Rose Dominican Hospitals Rose de Lima Campus	102 E. Lake Mead Dr., Henderson, NV 89015	(702) 564-2622	Clark
Saint Rose Dominican Hospitals San Martin Campus	8280 W. Warm Springs Rd., Las Vegas, NV 89113	(702) 492-8000	Clark
Saint Rose Dominican Hospitals Siena Campus	3001 St. Rose Pkwy., Henderson, NV 89052	(702) 616-5000	Clark
*Sierra Surgery Hospital	1400 Medical Pkwy., Carson City, NV 89703	(775) 445-6471	Carson
South Lyon Medical Center	213 Whitacre St., Yerington, NV 89447	(775) 463-2301	Lyon
Southern Hills Hospital & Medical Center	9300 W. Sunset Rd., Las Vegas, NV 89148	(702) 916-5000	Clark
Spring Valley Hospital Medical Center	5400 S. Rainbow Blvd., Las Vegas, NV 89118	(702) 853-3000	Clark
Summerlin Hospital Medical Center	657 Town Center Dr., Las Vegas, NV 89144	(702) 233-7000	Clark
Sunrise Hospital & Medical Center	3186 S. Maryland Pkwy., Las Vegas, NV 89109	(702) 731-8000	Clark
University Medical Center of Southern Nevada	1800 W. Charleston Blvd., Las Vegas, NV 89102	(702) 383-2000	Clark
Valley Hospital Medical Center	620 Shadow Ln., Las Vegas, NV 89106	(702) 388-4000	Clark
William Bee Ririe Hospital	1500 Avenue H, Ely, NV 89301	(775) 289-3001	White Pine

\*Sierra Surgery Hospital closed and became part of Carson Tahoe Regional Medical Center on 4/1/2015.



## Listing of Outpatient Emergency (ED) EAPG Reports

EAPGs	Group Name	Pages
00065	Respiratory Therapy	1-2
00531	Migraine	3-4
00562	Infections Of Upper Respiratory Tract	5-6
00563	Dental & Oral Diseases & Injuries	7-8
00575	Asthma	9-10
00604	Chest Pain	11-12
00628	Abdominal Pain	13-14
00652	Fractures & Dislocations Except Femur, Pelvis & Back	15-16
00656	Back & Neck Disorders Except Lumbar Disc Disease	17-18
00657	Lumbar Disc Disease	19-20
00674	Contusion, Open Wound & Other Trauma To Skin & Subcutaneous Tissue	21-22
00675	Other Skin, Subcutaneous Tissue & Breast Disorders	23-24
00808	Viral Illness	25-26
00842	Alcohol Abuse & Dependence	27-28
00850	Allergic Reactions	29-30

### Listing of Outpatient Surgery (OS) EAPG Reports

EAPGs	Group Name	Pages
00021	Level II Breast Procedures	31-32
00037	Level I Arthroscopy	33-34
00038	Level II Arthroscopy	35-36
00061	Needle And Catheter Biopsy, Aspiration, Lavage And Intubation	37-38
00134	Diagnostic Upper GI Endoscopy Or Intubation	39-40
00136	Diagnostic Lower Gastrointestinal Endoscopy	41-42
00137	Therapeutic Colonoscopy	43-44
00139	Level I Hernia Repair	45-46
00146	Level II Laparoscopy	47-48
00147	Level III Laparoscopy	49-50
00163	Level I Bladder And Kidney Procedures	51-52
00233	Cataract Procedures	53-54
00252	Level I Facial And Ent Procedures	55-56
00256	Tonsil And Adenoid Procedures	57-58
00390	Level I Pathology	59-60

### Listing of Other Outpatient (TH) EAPG Reports

EAPGs	Group Name	Pages
00081	Echocardiography	61-62
00134	Diagnostic Upper GI Endoscopy Or Intubation	63-64
00191	Level I Fetal Procedures	65-66
00271	Physical Therapy	67-68
00286	Mammography	69-70
00288	Diagnostic Ultrasound Except Obstetrical And Vascular Of Lower Extremities	71-72
00294	MRI - Back	73-74
00300	Cat Scan - Abdomen	75-76
00403	Organ Or Disease Oriented Panels	77-78
00410	Urinalysis	79-80
00457	Venipuncture	81-82
00562	Infections Of Upper Respiratory Tract	83-84
00599	Hypertension	85-86
00713	Diabetes Without Complications	87-88
00872	Other Aftercare & Convalescence	89-90

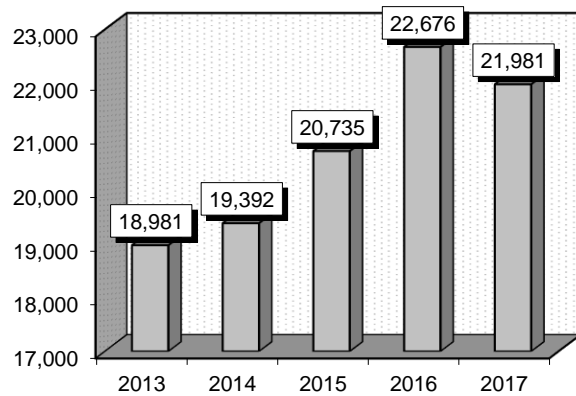
### Respiratory Therapy (00065)

**Diagnoses:** that frequently accompanied Respiratory Therapy were: 1) Asthma, unspecified type, with (acute) exacerbation (49392), 2) Tobacco use disorder (3051), 3) Acute upper respiratory infections of unspecified site (4659), 4) Bronchitis, not specified as acute or chronic (490), 5) Unspecified essential hypertension (4019), 6) Croup (4644), 7) Acute bronchitis (4660), 8) Acute bronchiolitis due to other infectious organisms (46619), 9) Pneumonia, organism unspecified (486).

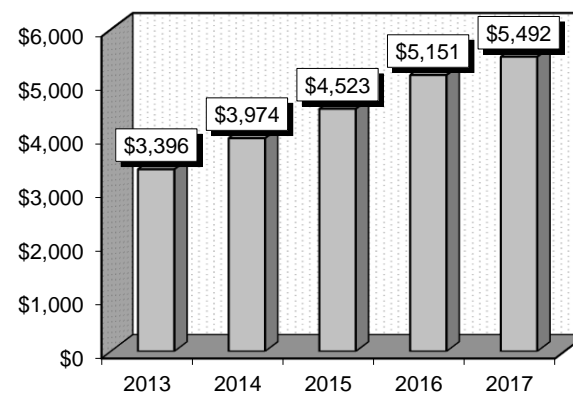
**Definitions:** **Asthma:** Chronic inflammatory disease of the airways. **Bronchitis:** An inflammation of the air passages between the nose and the lungs, including the windpipe or trachea and the larger air tubes of the lung that bring air in from the trachea (bronchi). **Bronchial tubes:** The major airways to the lungs and their main branches. **Croup:** An infection of the upper airway, generally in children, which obstructs breathing and causes a characteristic barking cough. **Larynx:** The structure between the pharynx and the trachea that contains the vocal cords. **Pharynx:** The upper expanded portion of the digestive tube, between the esophagus below and the mouth and nasal cavities above and in front. **Trachea:** A tube-like portion of the respiratory tract that connects the larynx with the bronchial parts of the lungs. Also known as windpipe. **Bronchiolitis:** An acute viral infection of the small air passages of the lungs called the bronchioles. **Bronchioles:** Small airways extending from the bronchi into the lobes of the lungs. **Pneumonia:** Inflammation of the lungs, usually due to infection with bacteria, viruses, or other pathogenic organisms.

Gender	2013		2014		2015		2016		2017	
	Cases	Avg Bill	Cases	Avg Bill	Cases	Avg Bill	Cases	Avg Bill	Cases	Avg Bill
Male	9,175	\$3,232	9,096	\$3,783	9,699	\$4,274	10,595	\$4,833	10,106	\$5,159
Female	9,806	\$3,548	10,296	\$4,143	11,036	\$4,742	12,081	\$5,429	11,875	\$5,775
Age Group	Cases	Avg Bill	Cases	Avg Bill	Cases	Avg Bill	Cases	Avg Bill	Cases	Avg Bill
0-17	7,509	\$2,533	6,732	\$2,869	7,112	\$3,151	7,629	\$3,453	6,657	\$3,688
18-35	3,837	\$3,185	4,251	\$3,691	4,599	\$4,272	5,140	\$4,848	5,024	\$5,188
36-49	2,805	\$3,814	3,009	\$4,269	3,073	\$5,118	3,427	\$5,923	3,389	\$6,144
50-64	2,686	\$4,503	3,008	\$5,152	3,328	\$5,795	3,646	\$6,851	3,863	\$6,887
65+	2,144	\$4,860	2,392	\$5,734	2,623	\$6,371	2,834	\$7,149	3,048	\$7,440
<b>Total</b>	<b>18,981</b>	<b>\$3,396</b>	<b>19,392</b>	<b>\$3,974</b>	<b>20,735</b>	<b>\$4,523</b>	<b>22,676</b>	<b>\$5,151</b>	<b>21,981</b>	<b>\$5,492</b>

Patient Discharges (Cases)



Average Billed Charges (Avg Bill)



County / Hospital	2013		2014		2015		2016		2017	
	Cases	Avg Bill	Cases	Avg Bill	Cases	Avg Bill	Cases	Avg Bill	Cases	Avg Bill
<b>Clark</b>										
Centennial Hills	1,023	\$3,868	1,018	\$3,965	1,144	\$4,200	1,125	\$4,873	1,049	\$5,301
Desert Springs	764	\$4,351	892	\$4,321	1,010	\$4,620	938	\$5,103	776	\$5,462
Henderson Hospital	0	\$0	0	\$0	0	\$0	134	\$5,444	813	\$5,599
Mountain View	1,412	\$5,067	1,630	\$5,669	2,144	\$6,142	2,631	\$6,789	2,555	\$7,763
North Vista	676	\$2,382	786	\$2,476	629	\$2,338	331	\$4,511	798	\$4,626
Southern Hills	584	\$3,855	549	\$4,347	795	\$5,230	1,015	\$5,750	1,207	\$5,678
Spring Valley	610	\$4,070	824	\$4,383	942	\$4,793	782	\$5,298	817	\$5,632
St. Rose-Rose de Lima	672	\$3,867	651	\$5,287	731	\$5,848	738	\$6,669	572	\$6,618
St. Rose-San Martin	341	\$3,160	478	\$5,321	465	\$6,068	382	\$6,198	398	\$6,616
St. Rose-Siena	1,084	\$3,403	993	\$4,894	1,087	\$5,497	1,135	\$6,203	882	\$6,679
Summerlin	1,022	\$3,621	1,047	\$3,763	1,165	\$3,883	1,191	\$4,410	1,148	\$4,576
Sunrise	2,611	\$3,943	2,799	\$5,085	3,652	\$5,697	3,832	\$7,319	3,350	\$7,541
UMC	2,170	\$2,570	900	\$3,173	531	\$4,263	2,284	\$3,852	1,608	\$4,156
Valley	688	\$4,169	833	\$4,471	860	\$4,746	788	\$5,085	790	\$5,801
<b>Total</b>	<b>13,657</b>	<b>\$3,704</b>	<b>13,400</b>	<b>\$4,528</b>	<b>15,155</b>	<b>\$5,116</b>	<b>17,306</b>	<b>\$5,823</b>	<b>16,763</b>	<b>\$6,170</b>
<b>Washoe</b>										
Carson Tahoe	249	\$2,977	285	\$2,857	284	\$2,912	289	\$2,872	306	\$4,010
Northern Nevada	294	\$2,158	368	\$2,565	372	\$3,229	383	\$3,565	423	\$4,217
Renown Regional	1,731	\$2,991	1,769	\$3,206	1,528	\$3,451	1,385	\$3,297	1,066	\$3,780
Renown S. Meadows	361	\$2,571	427	\$2,841	438	\$3,056	434	\$3,443	432	\$4,064
Saint Mary's	992	\$2,259	1,195	\$2,201	979	\$2,434	812	\$2,458	982	\$2,529
Sierra Surgery	0	\$0	0	\$0	0	\$0	0	\$0	0	\$0
<b>Total</b>	<b>3,627</b>	<b>\$2,680</b>	<b>4,044</b>	<b>\$2,787</b>	<b>3,601</b>	<b>\$3,061</b>	<b>3,303</b>	<b>\$3,104</b>	<b>3,209</b>	<b>\$3,515</b>
<b>Rural</b>										
Battle Mountain	98	\$1,491	46	\$1,381	27	\$1,667	52	\$1,884	67	\$1,742
Boulder City	110	\$3,140	107	\$3,145	147	\$3,083	203	\$3,851	180	\$4,497
Carson Valley	220	\$2,814	201	\$2,565	157	\$2,812	101	\$3,968	81	\$3,951
Churchill	102	\$2,404	257	\$1,810	340	\$1,732	385	\$1,872	309	\$2,042
Desert View	466	\$2,684	595	\$3,315	517	\$3,250	407	\$3,394	524	\$3,390
Grover C. Dils	27	\$1,297	16	\$1,045	23	\$1,511	34	\$1,530	32	\$1,606
Humboldt	134	\$1,874	104	\$2,102	113	\$2,218	217	\$3,057	195	\$2,994
Incline Village	0	\$0	8	\$2,743	100	\$2,275	77	\$2,615	50	\$2,605
Mesa View	117	\$2,636	171	\$2,862	148	\$3,175	116	\$3,686	202	\$3,762
Mount Grant	40	\$1,358	49	\$1,238	38	\$2,173	75	\$1,308	82	\$1,254
Northeastern	35	\$4,517	36	\$4,418	40	\$4,872	54	\$5,474	33	\$5,459
Nye	45	\$1,798	0	\$0	0	\$0	0	\$0	0	\$0
Pershing	55	\$2,913	62	\$2,734	54	\$3,114	36	\$3,279	40	\$3,264
South Lyon	128	\$1,557	143	\$1,659	117	\$1,827	104	\$1,592	77	\$1,895
William Bee Ririe	120	\$2,420	153	\$2,569	158	\$2,400	206	\$1,814	137	\$2,025
<b>Total</b>	<b>1,697</b>	<b>\$2,442</b>	<b>1,948</b>	<b>\$2,628</b>	<b>1,979</b>	<b>\$2,643</b>	<b>2,067</b>	<b>\$2,795</b>	<b>2,009</b>	<b>\$2,995</b>
<b>All Counties</b>	<b>18,981</b>	<b>\$3,396</b>	<b>19,392</b>	<b>\$3,974</b>	<b>20,735</b>	<b>\$4,523</b>	<b>22,676</b>	<b>\$5,151</b>	<b>21,981</b>	<b>\$5,492</b>

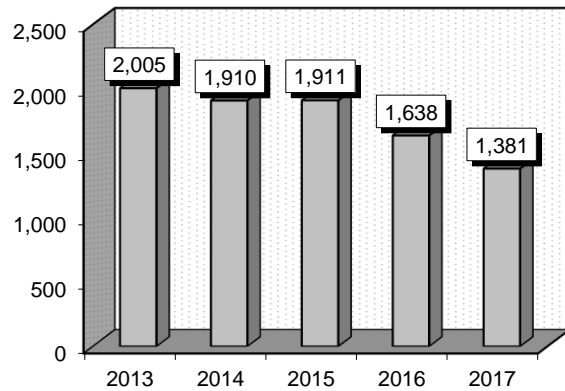
### Migraine (00531)

**Diagnoses:** that frequently accompanied Migraine were: 1) Migraine, unspecified, without mention of intractable migraine without mention of status migrainosus (34690), 2) Unspecified essential hypertension (4019), 3) Nausea with vomiting (78701), 4) Personal history of allergy to other specified medicinal agents (V148), 5) Personal history of allergy to penicillin (V140), 6) Visual discomfort (36813), 7) Diabetes mellitus without mention of complication, type II or unspecified type, not stated as uncontrolled (25000).

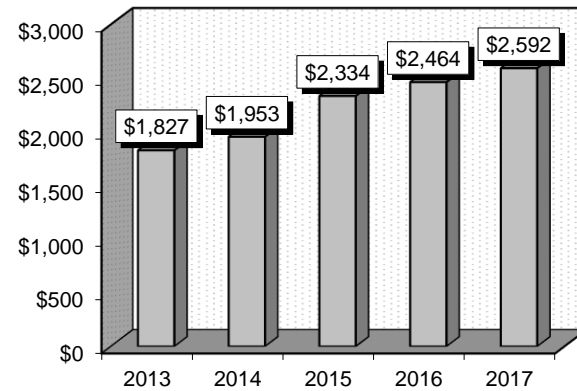
**Definitions: Migraine:** A severe recurring headache, usually affecting only one side of the head, that is characterized by sharp pain and is often accompanied by nausea, vomiting, and visual disturbances. **Hypertension:** High blood pressure. **Diabetes mellitus:** A condition in which the pancreas no longer produces enough insulin or cells stop responding to the insulin that is produced, so that glucose in the blood cannot be absorbed into the cells of the body.

	2013		2014		2015		2016		2017	
	Cases	Avg Bill	Cases	Avg Bill	Cases	Avg Bill	Cases	Avg Bill	Cases	Avg Bill
<b>Gender</b>										
Male	392	\$1,769	325	\$1,852	331	\$2,131	329	\$2,326	267	\$2,356
Female	1,613	\$1,841	1,585	\$1,974	1,580	\$2,376	1,309	\$2,498	1,114	\$2,649
<b>Age Group</b>										
0-17	143	\$1,952	152	\$1,940	164	\$2,158	158	\$2,554	142	\$2,447
18-35	737	\$1,819	670	\$1,892	681	\$2,341	600	\$2,432	507	\$2,659
36-49	731	\$1,858	699	\$2,125	662	\$2,539	567	\$2,593	499	\$2,690
50-64	323	\$1,810	357	\$1,796	354	\$2,074	270	\$2,308	188	\$2,368
65+	71	\$1,429	32	\$1,308	50	\$1,931	43	\$1,836	45	\$2,149
<b>Total</b>	<b>2,005</b>	<b>\$1,827</b>	<b>1,910</b>	<b>\$1,953</b>	<b>1,911</b>	<b>\$2,334</b>	<b>1,638</b>	<b>\$2,464</b>	<b>1,381</b>	<b>\$2,592</b>

Patient Discharges (Cases)



Average Billed Charges (Avg Bill)



County / Hospital	2013		2014		2015		2016		2017	
	Cases	Avg Bill	Cases	Avg Bill	Cases	Avg Bill	Cases	Avg Bill	Cases	Avg Bill
<b>Clark</b>										
Centennial Hills	94	\$2,738	107	\$3,007	118	\$3,232	75	\$3,473	24	\$2,907
Desert Springs	80	\$2,491	84	\$2,866	73	\$3,072	43	\$3,068	34	\$3,219
Henderson Hospital	0	\$0	0	\$0	0	\$0	9	\$2,993	37	\$3,443
Mountain View	25	\$1,636	23	\$2,196	99	\$3,115	56	\$3,350	73	\$3,763
North Vista	95	\$1,276	121	\$1,263	84	\$1,180	48	\$2,624	32	\$2,525
Southern Hills	14	\$1,585	11	\$2,254	39	\$3,765	41	\$3,999	68	\$3,822
Spring Valley	83	\$2,455	57	\$2,546	45	\$2,814	37	\$3,260	26	\$3,340
St. Rose-Rose de Lima	138	\$2,455	102	\$2,570	102	\$2,992	88	\$3,156	60	\$2,767
St. Rose-San Martin	78	\$2,471	41	\$2,218	46	\$2,873	41	\$3,061	37	\$2,993
St. Rose-Siena	119	\$2,427	97	\$2,361	122	\$2,704	99	\$2,961	52	\$2,729
Summerlin	93	\$3,021	115	\$3,257	91	\$3,413	44	\$3,588	37	\$3,455
Sunrise	39	\$1,782	52	\$2,023	121	\$2,773	201	\$3,025	127	\$3,288
UMC	52	\$975	12	\$1,001	10	\$2,201	67	\$2,040	29	\$2,752
Valley	73	\$2,641	98	\$2,555	115	\$2,754	37	\$2,821	22	\$3,101
<b>Total</b>	<b>983</b>	<b>\$2,298</b>	<b>920</b>	<b>\$2,457</b>	<b>1,065</b>	<b>\$2,853</b>	<b>886</b>	<b>\$3,071</b>	<b>658</b>	<b>\$3,223</b>
<b>Washoe</b>										
Carson Tahoe	119	\$1,357	116	\$1,516	81	\$1,611	92	\$1,588	71	\$1,817
Northern Nevada	89	\$1,795	77	\$2,028	73	\$2,121	62	\$2,349	54	\$2,314
Renown Regional	173	\$1,577	136	\$1,463	114	\$1,627	117	\$1,928	118	\$2,929
Renown S. Meadows	63	\$1,584	58	\$1,726	68	\$1,928	41	\$2,105	61	\$3,012
Saint Mary's	233	\$1,303	271	\$1,236	173	\$1,321	119	\$1,405	115	\$1,364
Sierra Surgery	0	\$0	0	\$0	0	\$0	0	\$0	0	\$0
<b>Total</b>	<b>677</b>	<b>\$1,473</b>	<b>658</b>	<b>\$1,468</b>	<b>509</b>	<b>\$1,631</b>	<b>431</b>	<b>\$1,789</b>	<b>419</b>	<b>\$2,244</b>
<b>Rural</b>										
Battle Mountain	37	\$937	16	\$726	4	\$920	32	\$965	36	\$967
Boulder City	33	\$1,767	33	\$1,984	33	\$1,442	14	\$1,737	32	\$1,637
Carson Valley	15	\$1,336	13	\$1,480	18	\$1,345	17	\$1,493	12	\$1,652
Churchill	31	\$891	25	\$869	28	\$1,136	39	\$1,065	13	\$1,150
Desert View	46	\$1,650	69	\$2,166	113	\$2,532	69	\$2,385	56	\$2,460
Grover C. Dils	11	\$530	13	\$708	11	\$913	14	\$1,078	14	\$1,216
Humboldt	11	\$1,212	11	\$1,347	17	\$1,422	18	\$1,590	39	\$1,797
Incline Village	22	\$1,578	5	\$1,103	5	\$1,520	3	\$1,506	2	\$1,359
Mesa View	18	\$839	27	\$1,148	17	\$930	16	\$1,417	23	\$1,508
Mount Grant	10	\$352	11	\$386	15	\$547	16	\$437	6	\$396
Northeastern	9	\$1,678	14	\$2,202	7	\$2,289	10	\$2,691	12	\$2,839
Nye	2	\$1,496	0	\$0	0	\$0	0	\$0	0	\$0
Pershing	13	\$839	28	\$1,829	33	\$2,079	32	\$3,229	22	\$2,452
South Lyon	37	\$757	25	\$1,035	12	\$1,169	14	\$911	8	\$1,007
William Bee Ririe	50	\$1,227	42	\$1,539	24	\$1,390	27	\$1,328	29	\$1,253
<b>Total</b>	<b>345</b>	<b>\$1,181</b>	<b>332</b>	<b>\$1,521</b>	<b>337</b>	<b>\$1,754</b>	<b>321</b>	<b>\$1,693</b>	<b>304</b>	<b>\$1,707</b>
<b>All Counties</b>	<b>2,005</b>	<b>\$1,827</b>	<b>1,910</b>	<b>\$1,953</b>	<b>1,911</b>	<b>\$2,334</b>	<b>1,638</b>	<b>\$2,464</b>	<b>1,381</b>	<b>\$2,592</b>

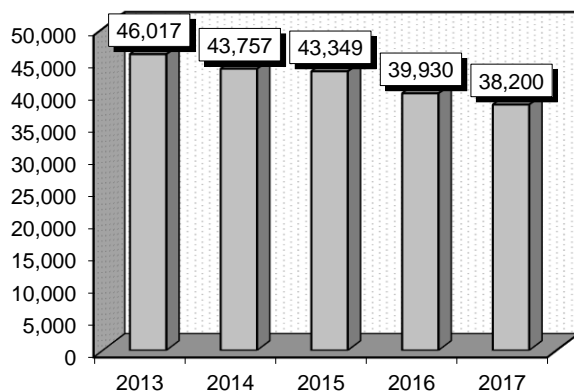
### Infections Of Upper Respiratory Tract (00562)

**Diagnoses:** that frequently accompanied Infections Of Upper Respiratory Tract were: 1) Unspecified otitis media (3829), 2) Acute pharyngitis (462), 3) Tobacco use disorder (3051), 4) Acute bronchitis (4660), 5) Acute tonsillitis (463), 6) Croup (4644), 7) Unspecified sinusitis (chronic) (4739), 8) Streptococcal sore throat (0340), 9) Asthma, unspecified type, unspecified (49390), 10) Acute sinusitis, unspecified (4619), 11) Acute suppurative otitis media without spontaneous rupture of eardrum (38200).

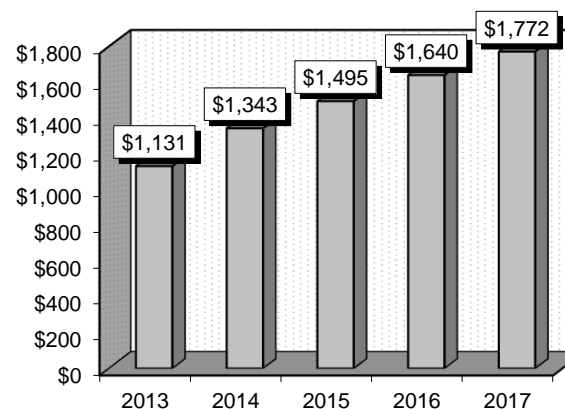
**Definitions:** **Otitis media:** An inflammation or infection of the middle ear, common in early childhood. **Pharyngitis:** Inflammation of the pharynx, causing a sore throat. **Bronchitis:** An inflammation of the air passages between the nose and the lungs, including the windpipe or trachea and the larger air tubes of the lung that bring air in from the trachea (bronchi). **Tonsillitis:** Inflammation of the tonsils. **Croup:** An infection of the upper airway, generally in children, which obstructs breathing and causes a characteristic barking cough. **Sinusitis:** Inflammation of a nasal sinus. **Streptococcus:** A genus of nonmotile, non-spore-forming, aerobic to facultatively anaerobic bacteria containing gram-positive, spherical, or ovoid cells that occur in pairs or short or long chains. These organisms occur regularly in the mouth and intestines of humans and other animals, in dairy products and other foods, and in fermenting plant juices. Some species are pathogenic. **Suppurative otitis media:** Otitis media with the presence of purulent fluid in the middle ear. **Purulent:** Containing, discharging, or causing the production of pus.

Gender	2013		2014		2015		2016		2017	
	Cases	Avg Bill	Cases	Avg Bill	Cases	Avg Bill	Cases	Avg Bill	Cases	Avg Bill
Male	21,798	\$1,148	20,646	\$1,355	20,187	\$1,505	18,793	\$1,674	17,755	\$1,772
Female	24,219	\$1,116	23,111	\$1,332	23,162	\$1,486	21,137	\$1,610	20,445	\$1,771
Age Group	Cases	Avg Bill	Cases	Avg Bill	Cases	Avg Bill	Cases	Avg Bill	Cases	Avg Bill
0-17	29,385	\$1,111	26,673	\$1,317	26,338	\$1,455	25,815	\$1,599	24,056	\$1,733
18-35	9,747	\$1,150	10,314	\$1,367	10,446	\$1,558	8,941	\$1,746	8,608	\$1,885
36-49	3,725	\$1,184	3,711	\$1,415	3,663	\$1,584	2,935	\$1,725	3,000	\$1,835
50-64	2,109	\$1,188	2,074	\$1,390	1,971	\$1,521	1,546	\$1,617	1,708	\$1,728
65+	1,051	\$1,225	985	\$1,427	931	\$1,493	693	\$1,516	828	\$1,597
<b>Total</b>	<b>46,017</b>	<b>\$1,131</b>	<b>43,757</b>	<b>\$1,343</b>	<b>43,349</b>	<b>\$1,495</b>	<b>39,930</b>	<b>\$1,640</b>	<b>38,200</b>	<b>\$1,772</b>

Patient Discharges (Cases)



Average Billed Charges (Avg Bill)





County / Hospital	2013		2014		2015		2016		2017	
	Cases	Avg Bill	Cases	Avg Bill	Cases	Avg Bill	Cases	Avg Bill	Cases	Avg Bill
<b>Clark</b>										
Centennial Hills	2,008	\$1,355	1,992	\$1,554	1,985	\$1,730	1,404	\$1,869	1,300	\$2,024
Desert Springs	851	\$1,477	1,055	\$1,598	1,115	\$1,677	803	\$1,829	732	\$2,022
Henderson Hospital	0	\$0	0	\$0	0	\$0	106	\$1,663	1,021	\$1,970
Mountain View	1,583	\$1,815	1,969	\$2,028	2,283	\$2,306	1,925	\$3,032	2,069	\$2,537
North Vista	2,100	\$789	2,003	\$946	1,806	\$1,035	418	\$1,644	1,224	\$1,674
Southern Hills	1,082	\$1,656	918	\$1,882	1,074	\$2,177	1,225	\$2,449	2,327	\$1,995
Spring Valley	1,162	\$1,562	1,228	\$1,628	1,007	\$1,685	772	\$1,929	789	\$2,179
St. Rose-Rose de Lima	1,562	\$992	1,429	\$1,719	1,469	\$1,867	1,130	\$2,162	1,032	\$1,937
St. Rose-San Martin	1,030	\$976	848	\$1,563	817	\$1,789	636	\$1,909	532	\$1,899
St. Rose-Siena	2,073	\$980	1,923	\$1,462	2,251	\$1,679	2,424	\$1,746	1,908	\$1,896
Summerlin	1,274	\$1,455	1,573	\$1,560	1,687	\$1,560	1,500	\$1,801	1,526	\$1,972
Sunrise	8,020	\$1,740	8,213	\$1,914	9,660	\$1,971	8,009	\$2,113	6,674	\$2,269
UMC	5,824	\$656	2,473	\$808	1,183	\$1,283	5,404	\$1,347	3,926	\$1,515
Valley	845	\$1,433	999	\$1,582	892	\$1,580	580	\$1,893	499	\$2,096
<b>Total</b>	<b>29,414</b>	<b>\$1,276</b>	<b>26,623</b>	<b>\$1,605</b>	<b>27,229</b>	<b>\$1,802</b>	<b>26,336</b>	<b>\$1,943</b>	<b>25,559</b>	<b>\$2,017</b>
<b>Washoe</b>										
Carson Tahoe	950	\$502	873	\$566	819	\$746	737	\$850	747	\$674
Northern Nevada	1,124	\$767	1,426	\$887	1,364	\$957	1,156	\$1,102	1,058	\$1,193
Renown Regional	6,713	\$923	6,632	\$993	5,674	\$1,077	4,826	\$1,199	4,483	\$1,699
Renown S. Meadows	1,179	\$905	1,291	\$914	1,106	\$1,038	942	\$1,310	800	\$1,770
Saint Mary's	2,430	\$1,124	2,402	\$1,138	2,418	\$1,086	1,763	\$1,107	1,931	\$1,202
Sierra Surgery	0	\$0	0	\$0	0	\$0	0	\$0	0	\$0
<b>Total</b>	<b>12,396</b>	<b>\$914</b>	<b>12,624</b>	<b>\$971</b>	<b>11,381</b>	<b>\$1,037</b>	<b>9,424</b>	<b>\$1,154</b>	<b>9,019</b>	<b>\$1,455</b>
<b>Rural</b>										
Battle Mountain	260	\$755	233	\$702	184	\$757	169	\$720	186	\$672
Boulder City	192	\$1,175	233	\$1,216	240	\$1,000	171	\$967	158	\$951
Carson Valley	428	\$938	593	\$938	479	\$945	446	\$862	408	\$867
Churchill	798	\$632	1,080	\$687	1,356	\$678	1,362	\$692	828	\$659
Desert View	536	\$751	648	\$993	646	\$1,081	413	\$1,080	689	\$1,060
Grover C. Dils	30	\$438	19	\$547	21	\$556	25	\$566	31	\$748
Humboldt	399	\$771	265	\$787	356	\$776	374	\$1,031	309	\$1,019
Incline Village	279	\$876	212	\$933	124	\$962	123	\$944	96	\$1,114
Mesa View	443	\$694	460	\$731	517	\$722	370	\$728	387	\$729
Mount Grant	50	\$291	76	\$275	69	\$452	82	\$260	103	\$296
Northeastern	3	\$1,502	2	\$1,818	1	\$2,796	1	\$2,698	2	\$3,307
Nye	82	\$641	0	\$0	0	\$0	0	\$0	0	\$0
Pershing	156	\$582	128	\$762	138	\$1,221	76	\$2,457	52	\$1,497
South Lyon	171	\$613	163	\$691	210	\$702	221	\$673	169	\$696
William Bee Ririe	380	\$845	398	\$973	398	\$896	337	\$694	204	\$712
<b>Total</b>	<b>4,207</b>	<b>\$758</b>	<b>4,510</b>	<b>\$834</b>	<b>4,739</b>	<b>\$831</b>	<b>4,170</b>	<b>\$825</b>	<b>3,622</b>	<b>\$831</b>
<b>All Counties</b>	<b>46,017</b>	<b>\$1,131</b>	<b>43,757</b>	<b>\$1,343</b>	<b>43,349</b>	<b>\$1,495</b>	<b>39,930</b>	<b>\$1,640</b>	<b>38,200</b>	<b>\$1,772</b>

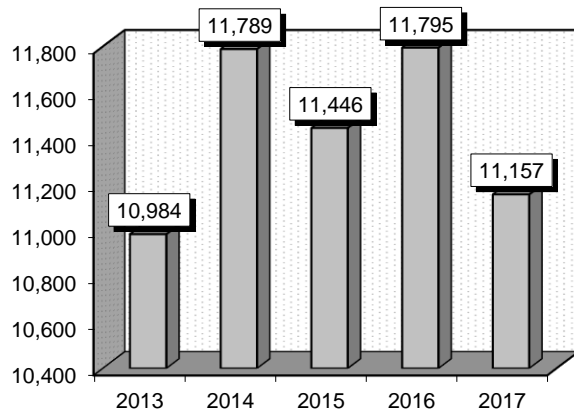
### Dental & Oral Diseases & Injuries (00563)

**Diagnoses:** that frequently accompanied Dental & Oral Diseases & Injuries were: 1) Dental caries, unspecified (52100), 2) Periapical abscess without sinus (5225), 3) Open wound of tooth (broken) (fractured) (due to trauma), without mention of complication (87363), 4) Open wound of lip, without mention of complication (87343), 5) Stomatitis and mucositis, unspecified (52800), 6) Acute apical periodontitis of pulpal origin (5224), 7) Jaw pain (78492), 8) Swelling, mass, or lump in head and neck (7842), 9) Chronic gingivitis, plaque induced (52310).

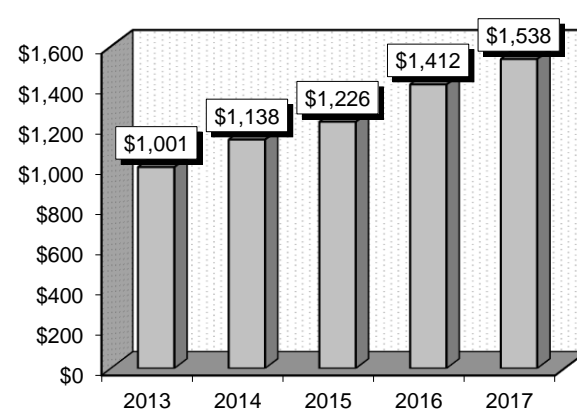
**Definitions:** **Carie:** Decay of a bone or tooth, especially dental caries; cavity. **Periapical abscess:** Inflammation with pus in the tissues surrounding the apex of a tooth. **Stomatitis:** Inflammation of the mucous membrane of the mouth. **Mucositis:** Any inflammation of a mucous membrane, such as the lining of the mouth and throat. **Apical periodontitis:** Inflammation of the periodontal ligament surrounding the root apex of a tooth. **Gingivitis:** A common and mild form of gum disease (periodontal disease) that causes irritation, redness and swelling (inflammation) of your gums.

Gender	2013		2014		2015		2016		2017	
	Cases	Avg Bill	Cases	Avg Bill	Cases	Avg Bill	Cases	Avg Bill	Cases	Avg Bill
Male	5,662	\$1,009	5,931	\$1,157	5,682	\$1,224	5,944	\$1,403	5,556	\$1,527
Female	5,322	\$992	5,858	\$1,118	5,764	\$1,228	5,851	\$1,421	5,601	\$1,549
Age Group	Cases	Avg Bill	Cases	Avg Bill	Cases	Avg Bill	Cases	Avg Bill	Cases	Avg Bill
0-17	2,196	\$1,114	2,232	\$1,283	1,977	\$1,198	2,190	\$1,380	1,920	\$1,540
18-35	5,174	\$973	5,713	\$1,098	5,652	\$1,240	5,576	\$1,420	5,256	\$1,559
36-49	2,203	\$975	2,386	\$1,123	2,355	\$1,232	2,434	\$1,458	2,400	\$1,544
50-64	1,134	\$948	1,168	\$1,054	1,145	\$1,175	1,258	\$1,369	1,243	\$1,461
65+	277	\$1,062	290	\$1,258	317	\$1,294	337	\$1,306	338	\$1,453
<b>Total</b>	<b>10,984</b>	<b>\$1,001</b>	<b>11,789</b>	<b>\$1,138</b>	<b>11,446</b>	<b>\$1,226</b>	<b>11,795</b>	<b>\$1,412</b>	<b>11,157</b>	<b>\$1,538</b>

Patient Discharges (Cases)



Average Billed Charges (Avg Bill)



County / Hospital	2013		2014		2015		2016		2017	
	Cases	Avg Bill	Cases	Avg Bill	Cases	Avg Bill	Cases	Avg Bill	Cases	Avg Bill
<b>Clark</b>										
Centennial Hills	274	\$1,123	398	\$1,308	407	\$1,433	431	\$1,585	354	\$1,721
Desert Springs	409	\$1,187	567	\$1,282	582	\$1,443	587	\$1,600	528	\$1,704
Henderson Hospital	0	\$0	0	\$0	0	\$0	35	\$1,680	441	\$1,766
Mountain View	500	\$1,913	707	\$1,971	652	\$1,926	683	\$2,144	605	\$2,292
North Vista	593	\$751	655	\$786	508	\$838	170	\$1,386	461	\$1,256
Southern Hills	280	\$1,755	290	\$1,863	287	\$1,772	344	\$1,940	513	\$1,813
Spring Valley	392	\$1,228	405	\$1,285	396	\$1,452	423	\$1,607	392	\$1,794
St. Rose-Rose de Lima	583	\$990	611	\$1,190	641	\$1,427	585	\$1,709	502	\$1,237
St. Rose-San Martin	202	\$951	209	\$1,135	194	\$1,398	177	\$1,455	154	\$1,264
St. Rose-Siena	439	\$963	446	\$1,090	470	\$1,276	438	\$1,348	373	\$1,319
Summerlin	249	\$1,154	308	\$1,355	327	\$1,428	344	\$1,574	303	\$1,618
Sunrise	1,024	\$1,803	1,368	\$1,936	1,558	\$1,868	1,667	\$2,044	1,558	\$2,259
UMC	1,467	\$624	539	\$777	242	\$1,225	1,235	\$1,299	757	\$1,428
Valley	313	\$1,152	383	\$1,280	441	\$1,373	400	\$1,529	391	\$1,692
<b>Total</b>	<b>6,725</b>	<b>\$1,155</b>	<b>6,886</b>	<b>\$1,400</b>	<b>6,705</b>	<b>\$1,529</b>	<b>7,519</b>	<b>\$1,694</b>	<b>7,332</b>	<b>\$1,766</b>
<b>Washoe</b>										
Carson Tahoe	208	\$432	227	\$430	195	\$461	194	\$558	205	\$675
Northern Nevada	399	\$709	495	\$757	558	\$810	562	\$908	450	\$1,077
Renown Regional	1,352	\$758	1,540	\$765	1,280	\$815	1,118	\$1,055	961	\$1,603
Renown S. Meadows	311	\$779	380	\$819	381	\$901	312	\$1,128	259	\$1,511
Saint Mary's	1,044	\$897	1,131	\$862	1,097	\$880	904	\$936	1,045	\$910
Sierra Surgery	0	\$0	0	\$0	0	\$0	0	\$0	0	\$0
<b>Total</b>	<b>3,314</b>	<b>\$777</b>	<b>3,773</b>	<b>\$778</b>	<b>3,511</b>	<b>\$824</b>	<b>3,090</b>	<b>\$969</b>	<b>2,920</b>	<b>\$1,201</b>
<b>Rural</b>										
Battle Mountain	49	\$769	58	\$748	42	\$729	29	\$766	25	\$712
Boulder City	31	\$1,310	66	\$1,113	81	\$915	98	\$729	61	\$658
Carson Valley	121	\$676	167	\$738	162	\$716	124	\$715	118	\$700
Churchill	149	\$502	292	\$518	288	\$524	274	\$537	176	\$541
Desert View	119	\$716	138	\$975	172	\$950	135	\$1,039	154	\$1,069
Grover C. Dils	8	\$471	4	\$722	4	\$571	4	\$737	4	\$726
Humboldt	114	\$714	69	\$727	80	\$735	136	\$970	92	\$1,088
Incline Village	36	\$746	23	\$884	26	\$822	24	\$1,111	22	\$1,084
Mesa View	103	\$610	112	\$656	120	\$605	108	\$703	83	\$791
Mount Grant	18	\$391	12	\$295	25	\$334	24	\$216	38	\$257
Northeastern	4	\$1,774	1	\$2,500	1	\$2,023	1	\$1,672	2	\$1,640
Nye	14	\$818	0	\$0	0	\$0	0	\$0	0	\$0
Pershing	24	\$494	28	\$925	32	\$1,041	29	\$2,308	19	\$1,544
South Lyon	44	\$604	57	\$643	70	\$705	77	\$653	50	\$676
William Bee Ririe	111	\$828	103	\$889	127	\$831	123	\$669	61	\$661
<b>Total</b>	<b>945</b>	<b>\$689</b>	<b>1,130</b>	<b>\$737</b>	<b>1,230</b>	<b>\$722</b>	<b>1,186</b>	<b>\$770</b>	<b>905</b>	<b>\$784</b>
<b>All Counties</b>	<b>10,984</b>	<b>\$1,001</b>	<b>11,789</b>	<b>\$1,138</b>	<b>11,446</b>	<b>\$1,226</b>	<b>11,795</b>	<b>\$1,412</b>	<b>11,157</b>	<b>\$1,538</b>

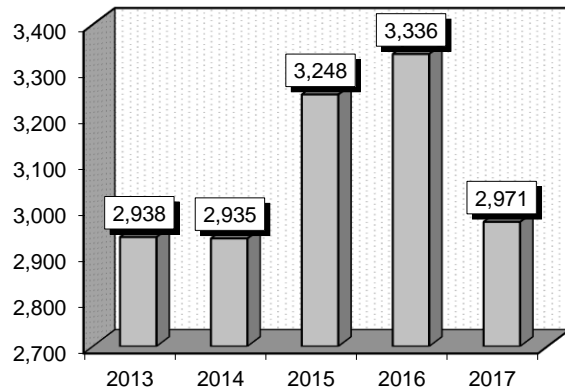
### Asthma (00575)

**Diagnoses:** that frequently accompanied Asthma were: 1) Tobacco use disorder (3051), 2) Bronchitis, not specified as acute or chronic (490), 3) Acute pharyngitis (462), 4) Unspecified otitis media (3829), 5) Pneumonia, organism unspecified (486), 6) Acute bronchitis (4660), 7) Unspecified sinusitis (chronic) (4739), 8) Acute bronchiolitis due to other infectious organisms (46619).

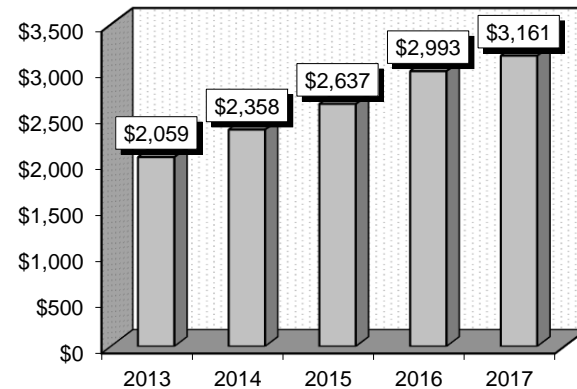
**Definitions:** **Bronchitis:** An inflammation of the air passages between the nose and the lungs, including the windpipe or trachea and the larger air tubes of the lung that bring air in from the trachea (bronchi). **Pharyngitis:** Inflammation of the pharynx, causing a sore throat. **Otitis media:** An inflammation or infection of the middle ear, common in early childhood. **Pneumonia:** Inflammation of the lungs, usually due to infection with bacteria, viruses, or other pathogenic organisms. **Sinusitis:** Inflammation of a nasal sinus. **Bronchiolitis:** An acute viral infection of the small air passages of the lungs called the bronchioles. **Bronchioles:** Small airways extending from the bronchi into the lobes of the lungs.

Gender	2013		2014		2015		2016		2017	
	Cases	Avg Bill	Cases	Avg Bill	Cases	Avg Bill	Cases	Avg Bill	Cases	Avg Bill
Male	1,620	\$2,110	1,591	\$2,384	1,823	\$2,657	1,895	\$2,996	1,645	\$3,172
Female	1,318	\$1,996	1,344	\$2,327	1,425	\$2,610	1,441	\$2,988	1,326	\$3,147
Age Group	Cases	Avg Bill	Cases	Avg Bill	Cases	Avg Bill	Cases	Avg Bill	Cases	Avg Bill
0-17	1,762	\$2,188	1,703	\$2,483	1,965	\$2,701	2,108	\$2,981	1,695	\$3,159
18-35	635	\$1,815	679	\$2,187	746	\$2,512	730	\$2,966	746	\$3,111
36-49	366	\$1,914	368	\$2,187	362	\$2,541	337	\$3,066	318	\$3,233
50-64	137	\$1,854	148	\$2,162	143	\$2,706	139	\$3,155	164	\$3,313
65+	38	\$2,237	37	\$2,228	32	\$2,328	22	\$2,863	48	\$3,018
<b>Total</b>	<b>2,938</b>	<b>\$2,059</b>	<b>2,935</b>	<b>\$2,358</b>	<b>3,248</b>	<b>\$2,637</b>	<b>3,336</b>	<b>\$2,993</b>	<b>2,971</b>	<b>\$3,161</b>

Patient Discharges (Cases)



Average Billed Charges (Avg Bill)



County / Hospital	2013		2014		2015		2016		2017	
	Cases	Avg Bill	Cases	Avg Bill	Cases	Avg Bill	Cases	Avg Bill	Cases	Avg Bill
<b>Clark</b>										
Centennial Hills	89	\$2,105	100	\$2,314	124	\$2,585	82	\$2,950	49	\$2,994
Desert Springs	65	\$1,934	76	\$2,347	116	\$2,373	95	\$2,302	74	\$2,529
Henderson Hospital	0	\$0	0	\$0	0	\$0	8	\$1,875	61	\$2,855
Mountain View	49	\$2,024	75	\$2,298	87	\$2,616	48	\$2,936	70	\$2,900
North Vista	231	\$1,474	270	\$1,699	216	\$1,662	45	\$2,923	116	\$3,592
Southern Hills	25	\$2,810	46	\$2,728	41	\$2,866	54	\$3,377	154	\$3,133
Spring Valley	137	\$2,108	84	\$2,359	73	\$2,562	70	\$2,928	83	\$3,217
St. Rose-Rose de Lima	141	\$2,345	159	\$3,320	169	\$4,058	151	\$4,436	130	\$4,589
St. Rose-San Martin	58	\$2,438	40	\$3,325	43	\$3,959	71	\$4,678	66	\$4,552
St. Rose-Siena	272	\$2,523	226	\$2,725	275	\$3,158	344	\$3,637	224	\$4,097
Summerlin	237	\$3,092	211	\$3,321	212	\$3,059	184	\$3,759	205	\$3,755
Sunrise	626	\$2,710	853	\$2,935	1,164	\$3,055	1,042	\$3,498	837	\$3,531
UMC	536	\$1,496	179	\$1,510	147	\$2,227	612	\$2,427	368	\$2,818
Valley	43	\$1,666	66	\$1,821	60	\$2,083	29	\$1,931	50	\$2,500
<b>Total</b>	<b>2,509</b>	<b>\$2,221</b>	<b>2,385</b>	<b>\$2,615</b>	<b>2,727</b>	<b>\$2,885</b>	<b>2,835</b>	<b>\$3,268</b>	<b>2,487</b>	<b>\$3,450</b>
<b>Washoe</b>										
Carson Tahoe	28	\$781	31	\$844	22	\$938	32	\$974	15	\$819
Northern Nevada	27	\$1,227	74	\$1,515	67	\$1,653	71	\$1,652	67	\$1,801
Renown Regional	122	\$1,143	155	\$1,249	135	\$1,331	161	\$1,555	138	\$1,999
Renown S. Meadows	31	\$969	46	\$1,257	25	\$960	32	\$1,352	29	\$1,902
Saint Mary's	72	\$1,214	96	\$1,239	98	\$1,324	79	\$1,292	82	\$1,364
Sierra Surgery	0	\$0	0	\$0	0	\$0	0	\$0	0	\$0
<b>Total</b>	<b>280</b>	<b>\$1,114</b>	<b>402</b>	<b>\$1,265</b>	<b>347</b>	<b>\$1,339</b>	<b>375</b>	<b>\$1,451</b>	<b>331</b>	<b>\$1,740</b>
<b>Rural</b>										
Battle Mountain	9	\$770	4	\$505	6	\$697	1	\$879	8	\$700
Boulder City	13	\$1,498	11	\$1,860	17	\$1,752	3	\$1,875	5	\$3,323
Carson Valley	7	\$753	13	\$952	7	\$873	2	\$707	8	\$1,113
Churchill	19	\$694	28	\$703	39	\$991	40	\$803	27	\$1,007
Desert View	28	\$1,405	29	\$2,011	44	\$2,148	41	\$2,196	53	\$2,229
Grover C. Dils	2	\$501	2	\$785	4	\$574	4	\$848	7	\$590
Humboldt	26	\$1,078	23	\$993	21	\$919	6	\$802	9	\$977
Incline Village	21	\$1,501	10	\$1,665	3	\$909	4	\$1,323	8	\$1,311
Mesa View	5	\$1,082	3	\$827	19	\$1,076	5	\$997	13	\$1,379
Mount Grant	1	\$145	2	\$258	3	\$477	3	\$382	0	\$0
Northeastern	0	\$0	1	\$1,951	1	\$2,521	0	\$0	3	\$2,699
Nye	1	\$661	0	\$0	0	\$0	0	\$0	0	\$0
Pershing	0	\$0	7	\$651	0	\$0	7	\$2,373	2	\$1,698
South Lyon	10	\$681	8	\$674	4	\$602	4	\$764	5	\$679
William Bee Ririe	7	\$800	7	\$912	6	\$957	6	\$659	5	\$750
<b>Total</b>	<b>149</b>	<b>\$1,097</b>	<b>148</b>	<b>\$1,184</b>	<b>174</b>	<b>\$1,322</b>	<b>126</b>	<b>\$1,375</b>	<b>153</b>	<b>\$1,545</b>
<b>All Counties</b>	<b>2,938</b>	<b>\$2,059</b>	<b>2,935</b>	<b>\$2,358</b>	<b>3,248</b>	<b>\$2,637</b>	<b>3,336</b>	<b>\$2,993</b>	<b>2,971</b>	<b>\$3,161</b>

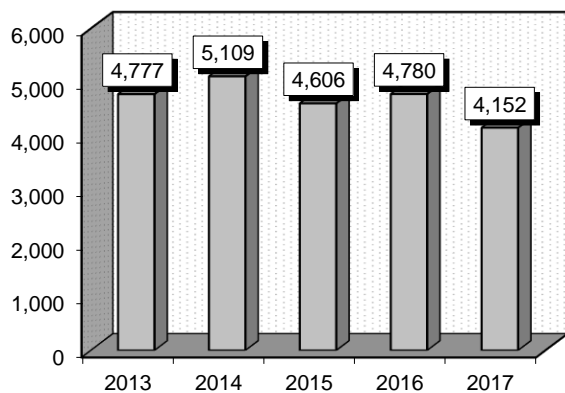
### Chest Pain (00604)

**Diagnoses:** that frequently accompanied Chest Pain were: 1) Tobacco use disorder (3051), 2) Tietze's disease (7336), 3) Anxiety state, unspecified (30000), 4) Shortness of breath (78605), 5) Esophageal reflux (53081), 6) Other and unspecified hyperlipidemia (2724), 7) Precordial pain (78651).

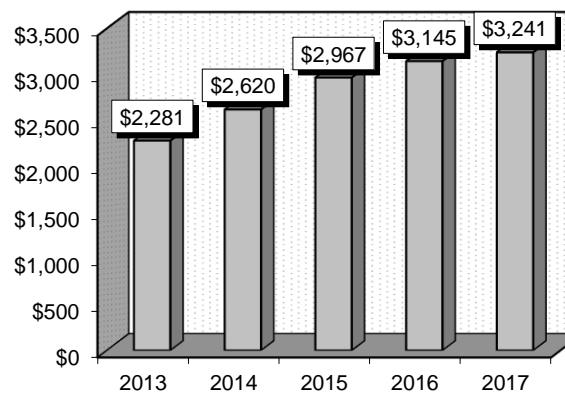
**Definitions:** **Tietze's disease:** A rare, inflammatory disorder characterized by chest pain and swelling of the cartilage of one or more of the upper ribs (costochondral junction). **Costal cartilages:** The cartilages that connect the sternum and the ends of the ribs; its elasticity allows the chest to move in respiration. **Esophageal reflux:** Regurgitation of the contents of the stomach into the esophagus. **Hyperlipidemia:** An abnormally high concentration of fats or lipids in the blood. **Precordial pain:** Pain in the chest wall over the heart.

	2013		2014		2015		2016		2017	
	Cases	Avg Bill	Cases	Avg Bill	Cases	Avg Bill	Cases	Avg Bill	Cases	Avg Bill
<b>Gender</b>										
Male	2,455	\$2,341	2,596	\$2,659	2,354	\$3,022	2,485	\$3,190	2,158	\$3,228
Female	2,322	\$2,219	2,513	\$2,580	2,252	\$2,909	2,295	\$3,097	1,994	\$3,255
<b>Age Group</b>										
0-17	1,039	\$2,272	1,051	\$2,589	1,075	\$3,073	1,326	\$3,175	1,197	\$3,454
18-35	2,188	\$2,325	2,352	\$2,774	2,097	\$3,094	2,048	\$3,391	1,651	\$3,437
36-49	731	\$2,247	842	\$2,468	687	\$2,778	654	\$2,834	562	\$2,943
50-64	581	\$2,124	616	\$2,347	533	\$2,547	518	\$2,664	502	\$2,588
65+	238	\$2,411	248	\$2,493	214	\$2,835	234	\$2,767	240	\$2,898
<b>Total</b>	<b>4,777</b>	<b>\$2,281</b>	<b>5,109</b>	<b>\$2,620</b>	<b>4,606</b>	<b>\$2,967</b>	<b>4,780</b>	<b>\$3,145</b>	<b>4,152</b>	<b>\$3,241</b>

Patient Discharges (Cases)



Average Billed Charges (Avg Bill)



County / Hospital	2013		2014		2015		2016		2017	
	Cases	Avg Bill	Cases	Avg Bill	Cases	Avg Bill	Cases	Avg Bill	Cases	Avg Bill
<b>Clark</b>										
Centennial Hills	252	\$2,522	252	\$3,018	281	\$3,231	205	\$3,530	152	\$3,870
Desert Springs	185	\$2,544	281	\$2,803	254	\$2,796	214	\$2,860	164	\$3,075
Henderson Hospital	0	\$0	0	\$0	0	\$0	11	\$3,356	115	\$3,883
Mountain View	195	\$3,073	230	\$3,219	265	\$3,544	293	\$3,825	228	\$3,948
North Vista	327	\$1,401	344	\$1,397	259	\$1,620	69	\$3,845	104	\$3,295
Southern Hills	114	\$2,582	134	\$3,080	134	\$3,058	138	\$3,223	188	\$3,315
Spring Valley	201	\$2,910	253	\$2,888	212	\$3,057	174	\$3,115	166	\$3,384
St. Rose-Rose de Lima	236	\$3,033	249	\$4,318	181	\$5,204	158	\$5,481	102	\$5,826
St. Rose-San Martin	155	\$2,797	136	\$4,524	119	\$5,010	118	\$5,556	82	\$5,795
St. Rose-Siena	352	\$3,026	294	\$4,469	240	\$4,970	240	\$5,215	134	\$5,223
Summerlin	251	\$3,213	220	\$2,984	204	\$3,333	182	\$3,726	156	\$4,060
Sunrise	365	\$3,339	452	\$3,567	632	\$3,653	670	\$3,791	571	\$4,094
UMC	618	\$1,526	439	\$1,918	158	\$2,571	825	\$2,666	601	\$2,875
Valley	242	\$2,335	286	\$2,653	272	\$2,832	139	\$2,930	152	\$3,084
<b>Total</b>	<b>3,493</b>	<b>\$2,517</b>	<b>3,570</b>	<b>\$3,021</b>	<b>3,211</b>	<b>\$3,404</b>	<b>3,436</b>	<b>\$3,592</b>	<b>2,915</b>	<b>\$3,741</b>
<b>Washoe</b>										
Carson Tahoe	91	\$1,477	114	\$1,388	152	\$1,526	165	\$1,603	141	\$1,773
Northern Nevada	128	\$1,689	148	\$2,006	138	\$2,261	113	\$2,402	86	\$2,621
Renown Regional	337	\$1,838	363	\$2,087	312	\$2,746	336	\$2,503	253	\$2,542
Renown S. Meadows	107	\$1,841	116	\$1,748	121	\$1,898	117	\$2,390	105	\$2,639
Saint Mary's	349	\$1,674	485	\$1,496	346	\$1,681	263	\$1,865	279	\$1,767
Sierra Surgery	0	\$0	0	\$0	0	\$0	0	\$0	0	\$0
<b>Total</b>	<b>1,012</b>	<b>\$1,730</b>	<b>1,226</b>	<b>\$1,746</b>	<b>1,069</b>	<b>\$2,069</b>	<b>994</b>	<b>\$2,160</b>	<b>864</b>	<b>\$2,186</b>
<b>Rural</b>										
Battle Mountain	4	\$1,068	7	\$969	5	\$1,162	9	\$1,024	16	\$863
Boulder City	21	\$1,807	22	\$2,223	25	\$2,883	34	\$2,601	38	\$3,108
Carson Valley	37	\$1,764	30	\$1,704	33	\$1,485	45	\$1,419	43	\$1,607
Churchill	33	\$1,062	77	\$1,060	70	\$1,270	72	\$1,167	63	\$1,447
Desert View	59	\$1,247	74	\$1,726	76	\$1,837	73	\$1,715	108	\$1,823
Grover C. Dils	2	\$876	3	\$1,091	1	\$718	4	\$744	1	\$765
Humboldt	17	\$1,352	8	\$1,447	18	\$1,084	18	\$1,539	17	\$1,697
Incline Village	18	\$1,172	13	\$1,644	13	\$1,372	8	\$1,390	7	\$1,866
Mesa View	27	\$1,302	24	\$1,512	23	\$1,723	28	\$1,751	36	\$1,678
Mount Grant	7	\$538	12	\$671	8	\$696	15	\$604	5	\$837
Northeastern	2	\$3,014	3	\$3,433	8	\$3,365	5	\$4,291	4	\$3,747
Nye	4	\$1,087	0	\$0	0	\$0	0	\$0	0	\$0
Pershing	5	\$729	9	\$1,638	4	\$2,271	7	\$2,539	6	\$2,566
South Lyon	11	\$810	14	\$1,152	11	\$970	7	\$1,019	7	\$1,197
William Bee Ririe	25	\$1,320	17	\$1,302	31	\$1,198	25	\$1,092	22	\$1,346
<b>Total</b>	<b>272</b>	<b>\$1,312</b>	<b>313</b>	<b>\$1,470</b>	<b>326</b>	<b>\$1,603</b>	<b>350</b>	<b>\$1,555</b>	<b>373</b>	<b>\$1,782</b>
<b>All Counties</b>	<b>4,777</b>	<b>\$2,281</b>	<b>5,109</b>	<b>\$2,620</b>	<b>4,606</b>	<b>\$2,967</b>	<b>4,780</b>	<b>\$3,145</b>	<b>4,152</b>	<b>\$3,241</b>

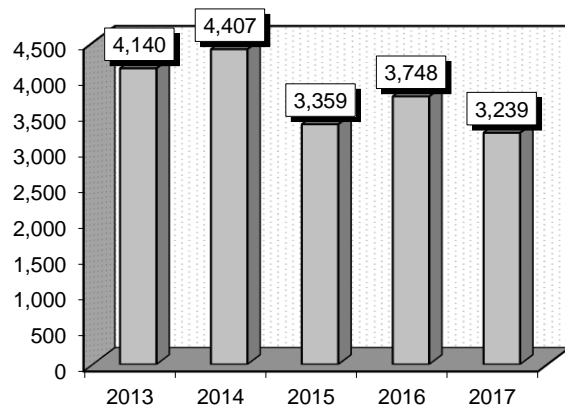
### Abdominal Pain (00628)

**Diagnoses:** that frequently accompanied Abdominal Pain were: 1) Constipation, unspecified (56400), 2) Abdominal pain, epigastric (78906), 3) Diarrhea (78791), 4) Nausea with vomiting (78701), 5) Abdominal pain, periumbilic (78905), 6) Colic (7897), 7) Esophageal reflux (53081).

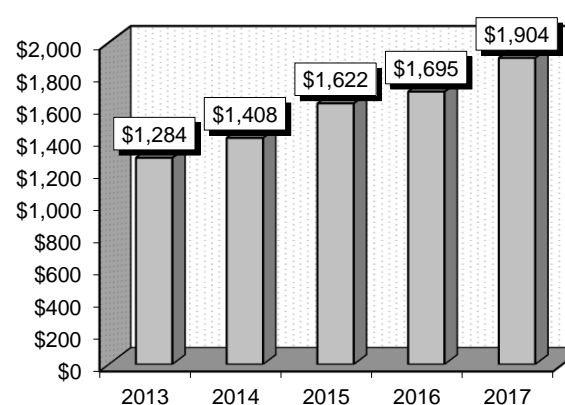
**Definitions:** **Epigastric region:** The upper central region of the abdomen. **Periumbilical:** Around or near the umbilicus. **Umbilicus:** The vestige left behind on a newborn's belly when the umbilical cord is cut. Also called the navel or belly button. **Colic:** Severe abdominal pain, often caused by spasm, obstruction, or distention of any of the hollow viscera, such as the intestines. **Esophageal reflux:** Regurgitation of the contents of the stomach into the esophagus.

	2013		2014		2015		2016		2017	
	Cases	Avg Bill	Cases	Avg Bill	Cases	Avg Bill	Cases	Avg Bill	Cases	Avg Bill
<b>Gender</b>										
Male	1,994	\$1,304	2,023	\$1,441	1,613	\$1,633	1,871	\$1,723	1,682	\$1,962
Female	2,146	\$1,265	2,384	\$1,379	1,746	\$1,613	1,877	\$1,667	1,557	\$1,842
<b>Age Group</b>										
0-17	2,101	\$1,338	2,048	\$1,548	1,677	\$1,756	2,182	\$1,786	1,828	\$2,100
18-35	980	\$1,219	1,132	\$1,241	785	\$1,449	738	\$1,526	669	\$1,634
36-49	545	\$1,224	619	\$1,252	415	\$1,525	380	\$1,572	376	\$1,550
50-64	323	\$1,229	370	\$1,296	294	\$1,548	301	\$1,623	251	\$1,743
65+	191	\$1,288	238	\$1,572	188	\$1,488	147	\$1,655	115	\$1,871
<b>Total</b>	<b>4,140</b>	<b>\$1,284</b>	<b>4,407</b>	<b>\$1,408</b>	<b>3,359</b>	<b>\$1,622</b>	<b>3,748</b>	<b>\$1,695</b>	<b>3,239</b>	<b>\$1,904</b>

Patient Discharges (Cases)



Average Billed Charges (Avg Bill)





County / Hospital	2013		2014		2015		2016		2017	
	Cases	Avg Bill	Cases	Avg Bill	Cases	Avg Bill	Cases	Avg Bill	Cases	Avg Bill
<b>Clark</b>										
Centennial Hills	156	\$1,323	159	\$1,557	138	\$1,584	87	\$1,395	109	\$1,506
Desert Springs	116	\$1,203	127	\$1,359	148	\$1,291	125	\$1,230	109	\$1,518
Henderson Hospital	0	\$0	0	\$0	0	\$0	10	\$1,239	83	\$1,666
Mountain View	67	\$1,845	100	\$1,636	84	\$2,229	130	\$2,450	99	\$2,403
North Vista	204	\$864	244	\$883	171	\$967	28	\$2,664	108	\$2,242
Southern Hills	43	\$1,714	50	\$1,634	54	\$2,116	68	\$2,166	99	\$2,267
Spring Valley	139	\$1,445	179	\$1,429	115	\$1,402	96	\$1,551	102	\$1,710
St. Rose-Rose de Lima	133	\$1,635	140	\$2,354	98	\$2,543	82	\$2,676	36	\$2,169
St. Rose-San Martin	130	\$1,742	130	\$2,331	83	\$2,549	59	\$2,629	42	\$2,542
St. Rose-Siena	323	\$1,721	308	\$2,410	127	\$2,178	121	\$2,497	88	\$2,158
Summerlin	269	\$1,753	262	\$1,875	244	\$1,942	156	\$1,688	128	\$1,869
Sunrise	273	\$2,024	320	\$2,291	543	\$2,417	539	\$2,312	537	\$2,471
UMC	712	\$966	373	\$1,005	210	\$1,479	1,079	\$1,558	695	\$1,869
Valley	142	\$1,206	152	\$1,524	138	\$1,549	103	\$1,293	100	\$1,331
<b>Total</b>	<b>2,707</b>	<b>\$1,405</b>	<b>2,544</b>	<b>\$1,707</b>	<b>2,153</b>	<b>\$1,898</b>	<b>2,683</b>	<b>\$1,855</b>	<b>2,335</b>	<b>\$2,021</b>
<b>Washoe</b>										
Carson Tahoe	80	\$777	117	\$696	98	\$948	98	\$860	71	\$875
Northern Nevada	180	\$1,090	147	\$1,473	89	\$1,248	71	\$1,187	70	\$1,269
Renown Regional	489	\$1,217	545	\$1,212	420	\$1,249	381	\$1,651	323	\$2,309
Renown S. Meadows	106	\$1,253	160	\$1,116	127	\$1,158	118	\$1,710	67	\$2,500
Saint Mary's	270	\$1,015	518	\$721	135	\$1,059	85	\$939	129	\$1,051
Sierra Surgery	0	\$0	0	\$0	0	\$0	0	\$0	0	\$0
<b>Total</b>	<b>1,125</b>	<b>\$1,120</b>	<b>1,487</b>	<b>\$1,016</b>	<b>869</b>	<b>\$1,172</b>	<b>753</b>	<b>\$1,433</b>	<b>660</b>	<b>\$1,818</b>
<b>Rural</b>										
Battle Mountain	5	\$870	6	\$654	3	\$989	8	\$620	2	\$273
Boulder City	17	\$1,425	43	\$1,397	23	\$1,330	18	\$1,572	13	\$1,817
Carson Valley	75	\$780	63	\$1,015	60	\$1,041	64	\$924	52	\$903
Churchill	44	\$742	70	\$722	50	\$735	57	\$682	30	\$925
Desert View	52	\$795	76	\$1,016	73	\$1,284	29	\$1,032	54	\$1,090
Grover C. Dils	4	\$638	1	\$250	3	\$609	4	\$746	2	\$643
Humboldt	32	\$842	16	\$847	15	\$745	37	\$982	14	\$846
Incline Village	10	\$844	16	\$861	21	\$1,072	11	\$1,074	8	\$926
Mesa View	23	\$882	28	\$806	19	\$897	28	\$956	28	\$1,063
Mount Grant	7	\$290	4	\$277	5	\$368	10	\$257	12	\$465
Northeastern	1	\$1,438	1	\$1,472	1	\$1,947	5	\$2,670	7	\$2,475
Nye	2	\$403	0	\$0	0	\$0	0	\$0	0	\$0
Pershing	6	\$1,164	12	\$501	9	\$1,290	4	\$2,335	4	\$1,004
South Lyon	12	\$524	17	\$581	13	\$743	12	\$645	9	\$664
William Bee Ririe	18	\$857	23	\$1,101	42	\$988	25	\$961	9	\$822
<b>Total</b>	<b>308</b>	<b>\$819</b>	<b>376</b>	<b>\$930</b>	<b>337</b>	<b>\$1,025</b>	<b>312</b>	<b>\$949</b>	<b>244</b>	<b>\$1,018</b>
<b>All Counties</b>	<b>4,140</b>	<b>\$1,284</b>	<b>4,407</b>	<b>\$1,408</b>	<b>3,359</b>	<b>\$1,622</b>	<b>3,748</b>	<b>\$1,695</b>	<b>3,239</b>	<b>\$1,904</b>

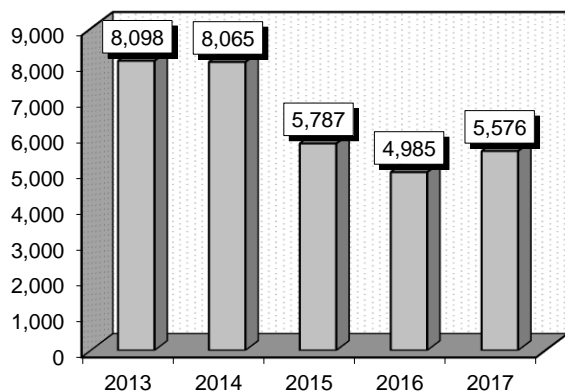
### Fractures & Dislocations Except Femur, Pelvis & Back (00652)

**Diagnoses:** that frequently accompanied Fractures & Dislocations Except Femur, Pelvis & Back were: 1) Closed fracture of one or more phalanges of foot (8260), 2) Closed fracture of metatarsal bone(s) (82525), 3) Closed dislocation of acromioclavicular (joint) (83104), 4) Closed fracture of shaft of clavicle (81002), 5) Closed fracture of lower end of radius with ulna (81344), 6) Other tear of cartilage or meniscus of knee, current (8362), 7) Closed supracondylar fracture of humerus (81241).

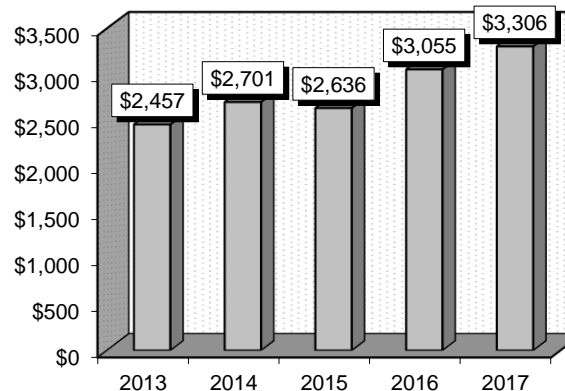
**Definitions:** **Phalanges:** The bones of the fingers and of the toes. **Metatarsal:** Any of the five long cylindrical bones extending from the heel to the toes. **Acromioclavicular:** Relating to the acromion and clavicle; denoting the articulation between the clavicle and the acromion of the scapula. **Acromion:** The outer end of the scapula, extending over the shoulder joint and forming the highest point of the shoulder, to which the collarbone is attached. **Meniscus:** A disk of cartilage that acts as a cushion between the ends of bones in a joint. **Supracondylar:** Above a condyle. **Condyle:** A rounded projection on a bone, usually for articulation with another bone.

	2013		2014		2015		2016		2017	
	Cases	Avg Bill	Cases	Avg Bill	Cases	Avg Bill	Cases	Avg Bill	Cases	Avg Bill
<b>Gender</b>										
Male	4,252	\$2,427	4,305	\$2,685	3,008	\$2,630	2,546	\$2,988	2,822	\$3,198
Female	3,846	\$2,490	3,760	\$2,720	2,779	\$2,642	2,439	\$3,125	2,754	\$3,416
<b>Age Group</b>										
0-17	2,779	\$2,383	2,760	\$2,652	1,694	\$2,459	1,463	\$2,673	1,619	\$2,900
18-35	1,995	\$2,411	2,043	\$2,685	1,400	\$2,567	1,188	\$3,024	1,351	\$3,336
36-49	1,194	\$2,416	1,168	\$2,652	930	\$2,631	743	\$3,155	829	\$3,564
50-64	1,151	\$2,521	1,219	\$2,712	1,008	\$2,864	890	\$3,271	997	\$3,583
65+	979	\$2,736	875	\$2,944	755	\$2,861	701	\$3,526	780	\$3,468
<b>Total</b>	<b>8,098</b>	<b>\$2,457</b>	<b>8,065</b>	<b>\$2,701</b>	<b>5,787</b>	<b>\$2,636</b>	<b>4,985</b>	<b>\$3,055</b>	<b>5,576</b>	<b>\$3,306</b>

**Patient Discharges (Cases)**



**Average Billed Charges (Avg Bill)**



County / Hospital	2013		2014		2015		2016		2017	
	Cases	Avg Bill	Cases	Avg Bill	Cases	Avg Bill	Cases	Avg Bill	Cases	Avg Bill
<b>Clark</b>										
Centennial Hills	451	\$2,563	327	\$2,616	267	\$2,957	124	\$3,703	122	\$3,851
Desert Springs	296	\$2,423	268	\$2,542	198	\$2,666	81	\$3,215	93	\$3,449
Henderson Hospital	0	\$0	0	\$0	0	\$0	7	\$4,016	110	\$3,453
Mountain View	661	\$3,351	762	\$3,737	415	\$3,549	479	\$4,048	534	\$3,998
North Vista	623	\$2,192	697	\$2,328	518	\$2,254	64	\$5,221	150	\$5,239
Southern Hills	394	\$3,323	409	\$3,672	207	\$3,507	255	\$3,523	450	\$3,596
Spring Valley	385	\$2,740	283	\$2,591	243	\$2,934	103	\$3,553	111	\$3,658
St. Rose-Rose de Lima	202	\$2,905	150	\$3,300	52	\$3,858	74	\$5,283	44	\$4,948
St. Rose-San Martin	107	\$2,658	101	\$3,142	35	\$3,408	38	\$5,109	27	\$6,360
St. Rose-Siena	272	\$2,956	276	\$2,965	111	\$4,109	113	\$4,775	61	\$5,488
Summerlin	389	\$2,654	295	\$2,649	303	\$2,775	136	\$3,686	144	\$3,701
Sunrise	1,501	\$3,138	1,841	\$3,469	1,094	\$3,399	1,096	\$3,667	1,260	\$4,279
UMC	532	\$1,377	134	\$1,509	105	\$2,507	487	\$2,592	402	\$2,901
Valley	187	\$2,381	177	\$2,454	162	\$2,662	71	\$3,492	66	\$2,722
<b>Total</b>	<b>6,000</b>	<b>\$2,736</b>	<b>5,720</b>	<b>\$3,090</b>	<b>3,710</b>	<b>\$3,080</b>	<b>3,128</b>	<b>\$3,657</b>	<b>3,574</b>	<b>\$3,948</b>
<b>Washoe</b>										
Carson Tahoe	124	\$1,737	117	\$1,627	146	\$1,448	115	\$1,290	95	\$1,544
Northern Nevada	151	\$1,366	197	\$1,565	186	\$1,804	81	\$2,354	114	\$2,097
Renown Regional	369	\$2,182	395	\$2,023	394	\$2,391	412	\$3,032	425	\$3,118
Renown S. Meadows	157	\$1,730	160	\$1,761	199	\$1,903	189	\$2,283	187	\$2,814
Saint Mary's	605	\$1,739	823	\$1,826	378	\$1,916	164	\$1,834	222	\$2,143
Sierra Surgery	0	\$0	0	\$0	0	\$0	0	\$0	0	\$0
<b>Total</b>	<b>1,406</b>	<b>\$1,814</b>	<b>1,692</b>	<b>\$1,822</b>	<b>1,303</b>	<b>\$1,989</b>	<b>961</b>	<b>\$2,415</b>	<b>1,043</b>	<b>\$2,601</b>
<b>Rural</b>										
Battle Mountain	48	\$1,063	26	\$893	23	\$1,113	29	\$1,162	33	\$1,015
Boulder City	30	\$1,506	29	\$1,784	74	\$2,148	94	\$2,409	73	\$2,418
Carson Valley	69	\$1,469	58	\$1,659	54	\$1,627	70	\$1,585	74	\$1,550
Churchill	79	\$1,296	96	\$1,246	116	\$1,235	134	\$1,091	135	\$1,264
Desert View	103	\$1,355	100	\$2,030	126	\$1,877	121	\$2,011	157	\$1,924
Grover C. Dils	12	\$749	12	\$752	8	\$1,136	10	\$1,086	15	\$900
Humboldt	26	\$1,524	12	\$1,747	22	\$1,323	30	\$2,250	31	\$1,785
Incline Village	90	\$1,262	77	\$1,486	68	\$1,478	132	\$1,681	160	\$1,999
Mesa View	28	\$2,190	50	\$1,341	89	\$1,400	56	\$1,447	93	\$1,693
Mount Grant	19	\$1,007	25	\$941	27	\$897	23	\$821	24	\$890
Northeastern	4	\$2,784	11	\$3,091	25	\$3,239	18	\$3,410	6	\$3,093
Nye	15	\$1,223	0	\$0	0	\$0	0	\$0	0	\$0
Pershing	3	\$1,527	15	\$1,730	12	\$1,748	18	\$2,450	14	\$2,141
South Lyon	82	\$1,059	72	\$1,263	57	\$1,412	78	\$1,168	79	\$1,282
William Bee Ririe	84	\$1,546	70	\$2,071	73	\$1,561	83	\$1,349	65	\$1,485
<b>Total</b>	<b>692</b>	<b>\$1,348</b>	<b>653</b>	<b>\$1,569</b>	<b>774</b>	<b>\$1,597</b>	<b>896</b>	<b>\$1,640</b>	<b>959</b>	<b>\$1,680</b>
<b>All Counties</b>	<b>8,098</b>	<b>\$2,457</b>	<b>8,065</b>	<b>\$2,701</b>	<b>5,787</b>	<b>\$2,636</b>	<b>4,985</b>	<b>\$3,055</b>	<b>5,576</b>	<b>\$3,306</b>

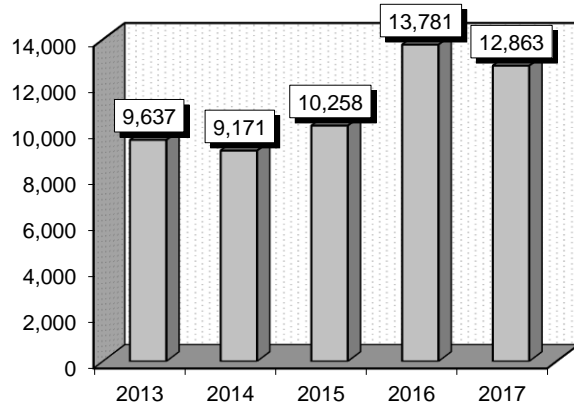
### Back & Neck Disorders Except Lumbar Disc Disease (00656)

**Diagnoses:** that frequently accompanied Back & Neck Disorders Except Lumbar Disc Disease were: 1) Cervicalgia (7231), 2) Sprain of thoracic (8471), 3) Sprain of lumbosacral (joint) (ligament) (8460), 4) Sprain of lumbar (8472), 5) Lumbago (7242), 6) Torticollis, unspecified (7235).

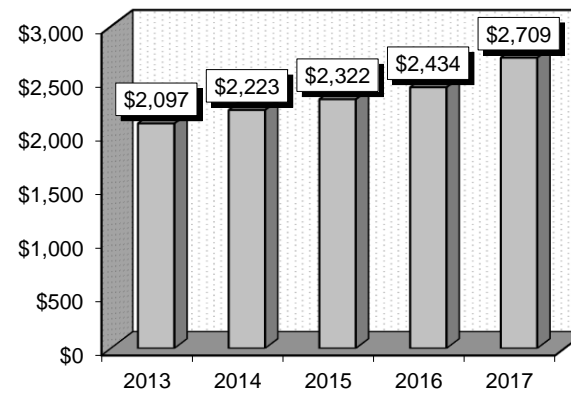
**Definitions:** **Cervicalgia:** Neck pain. **Thoracic:** Pertaining to the thorax (chest). **Lumbosacral:** Of or relating to or near the small of the back and the back part of the pelvis between the hips. **Lumbago:** An older, non-medical term used to describe lower back pain or back pain in general. **Torticollis:** A contraction, often spasmodic, of the muscles of the neck, chiefly those supplied by the spinal accessory nerve; the head is drawn to one side and usually rotated so that the chin points to the other side.

	2013		2014		2015		2016		2017	
	Cases	Avg Bill	Cases	Avg Bill	Cases	Avg Bill	Cases	Avg Bill	Cases	Avg Bill
<b>Gender</b>										
Male	4,292	\$2,090	4,134	\$2,218	4,812	\$2,303	6,702	\$2,442	6,151	\$2,729
Female	5,345	\$2,103	5,037	\$2,226	5,446	\$2,339	7,079	\$2,426	6,712	\$2,691
<b>Age Group</b>										
0-17	872	\$1,746	832	\$1,949	831	\$2,012	1,109	\$2,197	1,041	\$2,396
18-35	3,789	\$2,086	3,394	\$2,151	3,746	\$2,302	4,744	\$2,525	4,254	\$2,771
36-49	2,412	\$2,097	2,314	\$2,265	2,663	\$2,345	3,624	\$2,437	3,351	\$2,745
50-64	1,755	\$2,235	1,770	\$2,376	2,043	\$2,409	3,068	\$2,405	2,842	\$2,745
65+	809	\$2,231	861	\$2,339	975	\$2,420	1,236	\$2,365	1,375	\$2,589
<b>Total</b>	<b>9,637</b>	<b>\$2,097</b>	<b>9,171</b>	<b>\$2,223</b>	<b>10,258</b>	<b>\$2,322</b>	<b>13,781</b>	<b>\$2,434</b>	<b>12,863</b>	<b>\$2,709</b>

Patient Discharges (Cases)



Average Billed Charges (Avg Bill)



County / Hospital	2013		2014		2015		2016		2017	
	Cases	Avg Bill	Cases	Avg Bill	Cases	Avg Bill	Cases	Avg Bill	Cases	Avg Bill
<b>Clark</b>										
Centennial Hills	662	\$2,229	642	\$2,446	714	\$2,682	597	\$2,715	615	\$2,893
Desert Springs	410	\$2,285	474	\$2,335	518	\$2,450	516	\$2,296	470	\$2,629
Henderson Hospital	0	\$0	0	\$0	0	\$0	43	\$2,446	496	\$3,057
Mountain View	442	\$2,744	457	\$2,985	612	\$3,355	882	\$3,372	843	\$3,315
North Vista	506	\$1,568	426	\$1,623	367	\$1,593	202	\$3,087	396	\$2,702
Southern Hills	268	\$2,738	231	\$2,890	365	\$3,336	581	\$3,434	706	\$3,261
Spring Valley	620	\$2,497	597	\$2,810	554	\$2,592	474	\$2,577	518	\$3,044
St. Rose-Rose de Lima	408	\$2,133	388	\$2,753	312	\$2,693	436	\$2,969	338	\$2,741
St. Rose-San Martin	332	\$2,292	255	\$2,759	204	\$2,400	316	\$2,537	248	\$2,733
St. Rose-Siena	509	\$2,927	368	\$3,192	327	\$3,008	461	\$2,869	297	\$3,320
Summerlin	432	\$2,243	437	\$2,571	459	\$2,657	399	\$2,696	396	\$2,904
Sunrise	739	\$3,264	746	\$2,987	1,364	\$3,151	1,946	\$3,565	1,561	\$4,255
UMC	871	\$1,953	259	\$2,605	386	\$2,006	1,945	\$2,094	1,356	\$2,306
Valley	464	\$2,007	504	\$2,198	553	\$2,300	494	\$2,186	571	\$2,552
<b>Total</b>	<b>6,663</b>	<b>\$2,377</b>	<b>5,784</b>	<b>\$2,621</b>	<b>6,735</b>	<b>\$2,725</b>	<b>9,292</b>	<b>\$2,831</b>	<b>8,811</b>	<b>\$3,092</b>
<b>Washoe</b>										
Carson Tahoe	206	\$837	189	\$1,014	260	\$1,214	429	\$1,218	360	\$1,497
Northern Nevada	317	\$1,502	355	\$1,635	336	\$1,903	515	\$1,818	482	\$2,013
Renown Regional	683	\$1,689	692	\$1,803	679	\$1,819	1,031	\$2,150	829	\$2,791
Renown S. Meadows	257	\$1,306	259	\$1,336	330	\$1,418	447	\$1,824	392	\$2,304
Saint Mary's	648	\$1,884	961	\$1,762	736	\$1,871	604	\$1,680	693	\$1,806
Sierra Surgery	0	\$0	0	\$0	0	\$0	0	\$0	0	\$0
<b>Total</b>	<b>2,111</b>	<b>\$1,591</b>	<b>2,456</b>	<b>\$1,653</b>	<b>2,341</b>	<b>\$1,724</b>	<b>3,026</b>	<b>\$1,820</b>	<b>2,756</b>	<b>\$2,169</b>
<b>Rural</b>										
Battle Mountain	46	\$1,042	23	\$699	22	\$956	42	\$999	41	\$1,080
Boulder City	82	\$2,035	98	\$2,016	113	\$1,571	128	\$1,526	98	\$1,686
Carson Valley	122	\$1,163	123	\$1,269	136	\$1,035	145	\$1,006	137	\$1,001
Churchill	108	\$1,017	147	\$843	209	\$821	337	\$760	226	\$885
Desert View	146	\$1,098	167	\$1,459	189	\$1,532	235	\$1,520	278	\$1,503
Grover C. Dils	10	\$706	8	\$822	12	\$885	12	\$827	6	\$965
Humboldt	99	\$1,224	69	\$1,148	88	\$1,126	149	\$1,395	139	\$1,424
Incline Village	49	\$1,028	44	\$1,197	54	\$1,462	33	\$1,512	39	\$1,629
Mesa View	69	\$1,074	107	\$1,141	184	\$1,177	170	\$1,118	171	\$1,202
Mount Grant	11	\$565	10	\$583	24	\$653	38	\$533	27	\$566
Northeastern	6	\$2,258	4	\$3,087	8	\$2,820	11	\$2,693	18	\$2,654
Nye	7	\$1,317	0	\$0	0	\$0	0	\$0	0	\$0
Pershing	20	\$771	19	\$1,181	25	\$2,411	37	\$2,941	15	\$2,330
South Lyon	37	\$780	45	\$868	31	\$995	33	\$862	42	\$883
William Bee Ririe	51	\$1,243	67	\$1,317	87	\$1,139	93	\$945	59	\$936
<b>Total</b>	<b>863</b>	<b>\$1,178</b>	<b>931</b>	<b>\$1,252</b>	<b>1,182</b>	<b>\$1,213</b>	<b>1,463</b>	<b>\$1,182</b>	<b>1,296</b>	<b>\$1,256</b>
<b>All Counties</b>	<b>9,637</b>	<b>\$2,097</b>	<b>9,171</b>	<b>\$2,223</b>	<b>10,258</b>	<b>\$2,322</b>	<b>13,781</b>	<b>\$2,434</b>	<b>12,863</b>	<b>\$2,709</b>

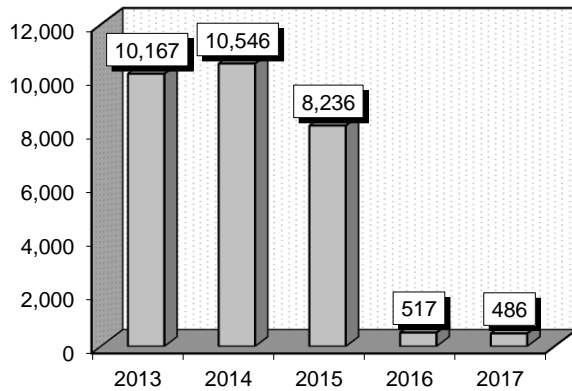
### Lumbar Disc Disease (00657)

**Diagnoses:** that frequently accompanied Lumbar Disc Disease were: 1) Lumbago (7242), 2) Sprain of lumbar (8472), 3) Sciatica (7243), 4) Spasm of muscle (72885), 5) Degeneration of lumbar or lumbosacral intervertebral disc (72252), 6) Thoracic or lumbosacral neuritis or radiculitis, unspecified (7244), 7) Cervicalgia (7231), 8) Lumbosacral spondylosis without myelopathy (7213).

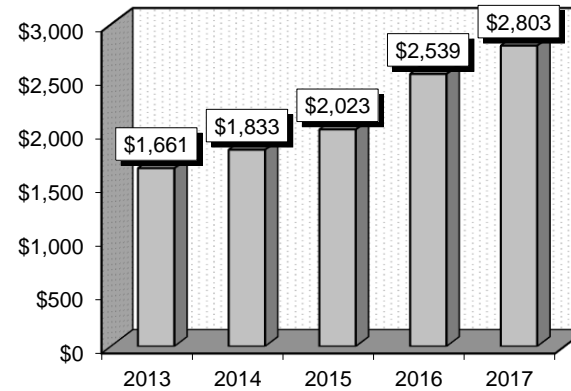
**Definitions:** **Lumbago:** An older, non-medical term used to describe lower back pain or back pain in general. **Sciatica:** Pain in lower back and hip radiating down back of thigh into leg, due to herniated lumbar discs compressing a nerve root, most commonly L5 or S1. **Lumbosacral:** Of or relating to or near the small of the back and the back part of the pelvis between the hips. **Cervicalgia:** Neck pain. **Spondylosis:** A degenerative process affecting the vertebral disc and facet joints that gradually develops with age. **Myelopathy:** Any disease of the spinal cord.

Gender	2013		2014		2015		2016		2017	
	Cases	Avg Bill	Cases	Avg Bill	Cases	Avg Bill	Cases	Avg Bill	Cases	Avg Bill
Male	5,461	\$1,658	5,563	\$1,827	4,371	\$2,062	283	\$2,626	295	\$2,855
Female	4,706	\$1,666	4,983	\$1,841	3,865	\$1,977	234	\$2,435	191	\$2,722
Age Group	Cases	Avg Bill	Cases	Avg Bill	Cases	Avg Bill	Cases	Avg Bill	Cases	Avg Bill
0-17	362	\$1,747	309	\$1,954	245	\$1,869	6	\$2,229	16	\$2,224
18-35	3,527	\$1,619	3,567	\$1,723	2,854	\$1,939	161	\$2,492	107	\$2,724
36-49	2,971	\$1,642	3,028	\$1,817	2,367	\$2,014	129	\$2,671	121	\$2,887
50-64	2,443	\$1,646	2,696	\$1,894	2,022	\$2,110	147	\$2,403	144	\$2,804
65+	864	\$1,909	946	\$2,087	748	\$2,181	74	\$2,707	98	\$2,878
<b>Total</b>	<b>10,167</b>	<b>\$1,661</b>	<b>10,546</b>	<b>\$1,833</b>	<b>8,236</b>	<b>\$2,023</b>	<b>517</b>	<b>\$2,539</b>	<b>486</b>	<b>\$2,803</b>

Patient Discharges (Cases)



Average Billed Charges (Avg Bill)



County / Hospital	2013		2014		2015		2016		2017	
	Cases	Avg Bill	Cases	Avg Bill	Cases	Avg Bill	Cases	Avg Bill	Cases	Avg Bill
<b>Clark</b>										
Centennial Hills	541	\$2,130	528	\$2,344	456	\$2,598	61	\$3,310	33	\$3,830
Desert Springs	489	\$1,897	672	\$2,124	510	\$2,256	19	\$3,090	19	\$3,543
Henderson Hospital	0	\$0	0	\$0	0	\$0	1	\$4,988	14	\$4,178
Mountain View	236	\$2,345	322	\$2,648	437	\$2,889	17	\$3,678	22	\$4,204
North Vista	506	\$1,091	578	\$1,175	422	\$1,217	17	\$2,749	12	\$3,819
Southern Hills	136	\$2,347	173	\$2,427	224	\$2,671	23	\$3,447	21	\$3,220
Spring Valley	552	\$2,027	479	\$2,252	469	\$2,522	22	\$2,806	7	\$3,249
St. Rose-Rose de Lima	576	\$1,789	590	\$2,231	309	\$2,430	8	\$3,753	15	\$3,357
St. Rose-San Martin	277	\$1,959	341	\$2,440	149	\$2,317	6	\$2,993	4	\$3,027
St. Rose-Siena	596	\$2,146	467	\$2,454	249	\$2,483	9	\$4,114	18	\$3,374
Summerlin	389	\$2,244	364	\$2,391	345	\$2,608	19	\$3,328	16	\$3,399
Sunrise	473	\$2,973	814	\$2,725	940	\$2,727	33	\$4,008	40	\$4,041
UMC	1,034	\$1,140	351	\$1,402	18	\$2,498	33	\$2,294	15	\$2,397
Valley	585	\$1,694	736	\$1,887	552	\$2,117	17	\$2,090	12	\$2,798
<b>Total</b>	<b>6,390</b>	<b>\$1,866</b>	<b>6,415</b>	<b>\$2,176</b>	<b>5,080</b>	<b>\$2,418</b>	<b>285</b>	<b>\$3,185</b>	<b>248</b>	<b>\$3,587</b>
<b>Washoe</b>										
Carson Tahoe	181	\$842	192	\$868	186	\$1,179	12	\$1,404	9	\$1,491
Northern Nevada	412	\$1,375	457	\$1,449	346	\$1,545	12	\$2,119	7	\$2,298
Renown Regional	840	\$1,362	953	\$1,375	587	\$1,467	27	\$1,976	8	\$3,729
Renown S. Meadows	314	\$1,346	408	\$1,330	287	\$1,368	8	\$2,273	10	\$3,008
Saint Mary's	867	\$1,635	1,016	\$1,431	826	\$1,580	85	\$1,926	128	\$2,065
Sierra Surgery	0	\$0	0	\$0	0	\$0	0	\$0	0	\$0
<b>Total</b>	<b>2,614</b>	<b>\$1,417</b>	<b>3,026</b>	<b>\$1,367</b>	<b>2,232</b>	<b>\$1,484</b>	<b>144</b>	<b>\$1,927</b>	<b>162</b>	<b>\$2,183</b>
<b>Rural</b>										
Battle Mountain	36	\$893	30	\$664	8	\$722	1	\$884	4	\$983
Boulder City	64	\$1,847	80	\$1,774	66	\$1,417	13	\$1,656	5	\$2,045
Carson Valley	182	\$1,097	195	\$1,112	105	\$1,108	2	\$927	1	\$1,396
Churchill	110	\$793	130	\$747	164	\$705	8	\$1,088	4	\$1,350
Desert View	184	\$1,058	179	\$1,413	172	\$1,468	16	\$1,779	15	\$1,805
Grover C. Dils	13	\$633	10	\$714	6	\$960	0	\$0	1	\$694
Humboldt	137	\$1,070	76	\$935	55	\$1,081	6	\$1,872	7	\$1,874
Incline Village	66	\$1,147	42	\$1,215	35	\$1,274	8	\$1,455	10	\$1,616
Mesa View	126	\$1,047	113	\$1,018	100	\$1,168	16	\$1,173	14	\$1,431
Mount Grant	50	\$674	40	\$603	22	\$719	4	\$405	2	\$620
Northeastern	21	\$2,322	6	\$2,398	13	\$2,689	1	\$2,622	1	\$2,440
Nye	14	\$994	0	\$0	0	\$0	0	\$0	0	\$0
Pershing	31	\$770	45	\$1,173	32	\$1,401	3	\$3,083	5	\$2,260
South Lyon	36	\$790	57	\$899	37	\$930	3	\$879	2	\$932
William Bee Ririe	93	\$1,296	102	\$1,197	109	\$1,124	7	\$1,201	5	\$821
<b>Total</b>	<b>1,163</b>	<b>\$1,086</b>	<b>1,105</b>	<b>\$1,120</b>	<b>924</b>	<b>\$1,150</b>	<b>88</b>	<b>\$1,450</b>	<b>76</b>	<b>\$1,566</b>
<b>All Counties</b>	<b>10,167</b>	<b>\$1,661</b>	<b>10,546</b>	<b>\$1,833</b>	<b>8,236</b>	<b>\$2,023</b>	<b>517</b>	<b>\$2,539</b>	<b>486</b>	<b>\$2,803</b>

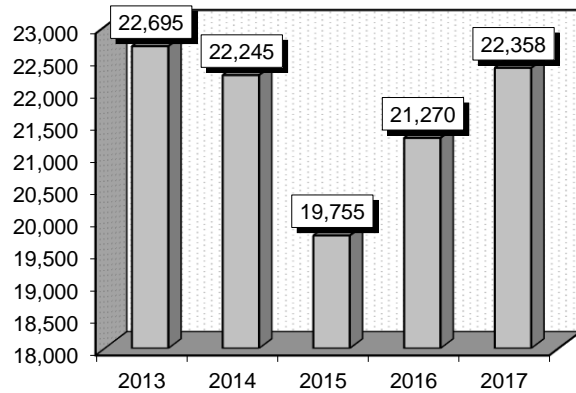
### Contusion, Open Wound & Other Trauma To Skin & Subcutaneous Tissue (00674)

**Diagnoses:** that frequently accompanied Contusion, Open Wound & Other Trauma To Skin & Subcutaneous Tissue were: 1) Contusion of face, scalp, and neck except eye(s) (920), 2) Contusion of chest wall (9221), 3) Contusion of knee (92411), 4) Contusion of foot (92420), 5) Contusion of hand(s) (92320), 6) Contusion of shoulder region (92300), 7) Abrasion or friction burn of face, neck, and scalp except eye, without mention of infection (9100), 8) Contusion of hip (92401), 9) Open wound of forehead, without mention of complication (87342), 10) Contusion of back (92231).

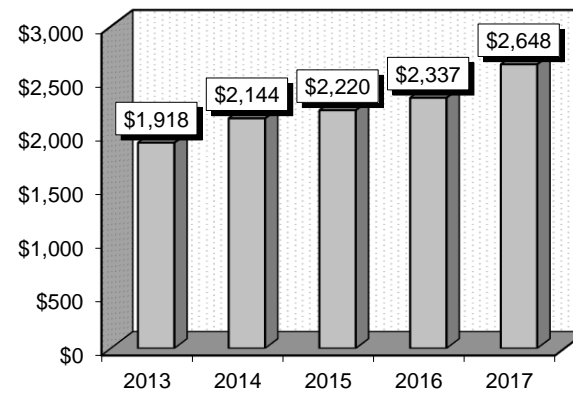
**Definitions: Contusion:** An injury in which the skin is not broken, often characterized by ruptured blood vessels and discolorations; a bruise. **Abrasion:** A wound caused by rubbing or scraping the skin or a mucous membrane.

	2013		2014		2015		2016		2017	
	Cases	Avg Bill	Cases	Avg Bill	Cases	Avg Bill	Cases	Avg Bill	Cases	Avg Bill
<b>Gender</b>										
Male	11,444	\$1,887	11,265	\$2,113	9,862	\$2,157	11,087	\$2,248	11,485	\$2,563
Female	11,251	\$1,948	10,980	\$2,177	9,893	\$2,283	10,183	\$2,433	10,873	\$2,738
<b>Age Group</b>										
0-17	8,080	\$1,583	8,027	\$1,808	6,653	\$1,747	7,367	\$1,806	7,361	\$1,992
18-35	6,262	\$2,154	6,112	\$2,345	5,503	\$2,372	5,795	\$2,583	6,215	\$2,976
36-49	3,379	\$2,079	3,164	\$2,270	2,868	\$2,580	3,035	\$2,653	3,217	\$3,122
50-64	2,702	\$2,079	2,661	\$2,342	2,560	\$2,534	2,753	\$2,730	3,013	\$3,009
65+	2,272	\$2,024	2,281	\$2,387	2,171	\$2,439	2,320	\$2,524	2,552	\$2,719
<b>Total</b>	<b>22,695</b>	<b>\$1,918</b>	<b>22,245</b>	<b>\$2,144</b>	<b>19,755</b>	<b>\$2,220</b>	<b>21,270</b>	<b>\$2,337</b>	<b>22,358</b>	<b>\$2,648</b>

Patient Discharges (Cases)



Average Billed Charges (Avg Bill)





County / Hospital	2013		2014		2015		2016		2017	
	Cases	Avg Bill	Cases	Avg Bill	Cases	Avg Bill	Cases	Avg Bill	Cases	Avg Bill
<b>Clark</b>										
Centennial Hills	1,024	\$1,905	967	\$2,018	915	\$2,096	671	\$1,639	786	\$2,006
Desert Springs	698	\$2,135	784	\$2,070	756	\$2,310	455	\$1,946	530	\$2,098
Henderson Hospital	0	\$0	0	\$0	0	\$0	51	\$1,573	756	\$2,205
Mountain View	1,214	\$2,817	1,480	\$2,921	1,141	\$3,275	1,316	\$3,218	1,389	\$3,385
North Vista	1,505	\$1,466	1,608	\$1,545	1,336	\$1,524	419	\$3,820	1,085	\$3,163
Southern Hills	769	\$2,397	762	\$2,615	569	\$2,933	791	\$2,871	1,175	\$2,691
Spring Valley	1,014	\$2,059	1,050	\$2,260	878	\$2,419	518	\$1,904	682	\$2,172
St. Rose-Rose de Lima	762	\$2,159	755	\$3,057	376	\$3,189	405	\$3,291	357	\$3,211
St. Rose-San Martin	425	\$2,024	347	\$2,898	227	\$3,104	227	\$3,018	187	\$3,063
St. Rose-Siena	908	\$2,489	859	\$2,766	566	\$3,068	703	\$3,167	515	\$3,328
Summerlin	855	\$1,926	824	\$2,024	828	\$1,995	624	\$1,771	764	\$1,902
Sunrise	2,995	\$2,889	3,725	\$3,103	3,519	\$3,261	4,213	\$3,553	3,844	\$4,805
UMC	2,369	\$1,769	790	\$2,157	563	\$2,181	2,876	\$1,874	1,986	\$2,112
Valley	690	\$2,010	648	\$2,134	623	\$2,204	363	\$2,113	503	\$2,256
<b>Total</b>	<b>15,228</b>	<b>\$2,209</b>	<b>14,599</b>	<b>\$2,517</b>	<b>12,297</b>	<b>\$2,651</b>	<b>13,632</b>	<b>\$2,760</b>	<b>14,559</b>	<b>\$3,147</b>
<b>Washoe</b>										
Carson Tahoe	583	\$857	585	\$847	555	\$1,055	682	\$1,051	423	\$1,195
Northern Nevada	573	\$1,194	609	\$1,336	586	\$1,490	399	\$1,254	564	\$1,275
Renown Regional	1,655	\$1,874	1,811	\$2,054	1,774	\$2,248	1,811	\$2,526	1,704	\$2,966
Renown S. Meadows	499	\$1,376	529	\$1,466	520	\$1,505	578	\$1,835	605	\$2,173
Saint Mary's	1,435	\$1,504	1,422	\$1,508	1,150	\$1,508	967	\$1,500	1,500	\$1,435
Sierra Surgery	0	\$0	0	\$0	0	\$0	0	\$0	0	\$0
<b>Total</b>	<b>4,745</b>	<b>\$1,503</b>	<b>4,956</b>	<b>\$1,604</b>	<b>4,585</b>	<b>\$1,737</b>	<b>4,437</b>	<b>\$1,871</b>	<b>4,796</b>	<b>\$2,032</b>
<b>Rural</b>										
Battle Mountain	172	\$774	69	\$610	61	\$777	81	\$836	130	\$733
Boulder City	151	\$1,561	195	\$1,592	222	\$1,431	258	\$1,588	219	\$1,617
Carson Valley	263	\$1,211	291	\$1,106	272	\$1,087	310	\$1,079	303	\$1,059
Churchill	500	\$971	578	\$940	619	\$939	659	\$846	503	\$961
Desert View	354	\$1,055	416	\$1,408	539	\$1,489	462	\$1,477	555	\$1,479
Grover C. Dils	27	\$702	25	\$760	41	\$874	47	\$853	39	\$896
Humboldt	356	\$1,140	261	\$1,057	289	\$1,055	380	\$1,369	294	\$1,332
Incline Village	160	\$909	153	\$1,086	107	\$1,125	187	\$1,289	201	\$1,360
Mesa View	236	\$1,000	263	\$1,120	216	\$1,204	232	\$1,145	289	\$1,248
Mount Grant	93	\$490	59	\$429	72	\$647	74	\$466	80	\$477
Northeastern	2	\$2,581	6	\$2,747	3	\$3,391	12	\$2,956	11	\$3,147
Nye	28	\$1,070	0	\$0	0	\$0	0	\$0	0	\$0
Pershing	61	\$537	44	\$1,074	46	\$1,420	68	\$2,378	77	\$1,822
South Lyon	168	\$770	169	\$900	185	\$981	210	\$886	143	\$910
William Bee Ririe	151	\$999	161	\$1,246	201	\$1,126	221	\$1,035	159	\$1,053
<b>Total</b>	<b>2,722</b>	<b>\$1,009</b>	<b>2,690</b>	<b>\$1,115</b>	<b>2,873</b>	<b>\$1,147</b>	<b>3,201</b>	<b>\$1,176</b>	<b>3,003</b>	<b>\$1,214</b>
<b>All Counties</b>	<b>22,695</b>	<b>\$1,918</b>	<b>22,245</b>	<b>\$2,144</b>	<b>19,755</b>	<b>\$2,220</b>	<b>21,270</b>	<b>\$2,337</b>	<b>22,358</b>	<b>\$2,648</b>

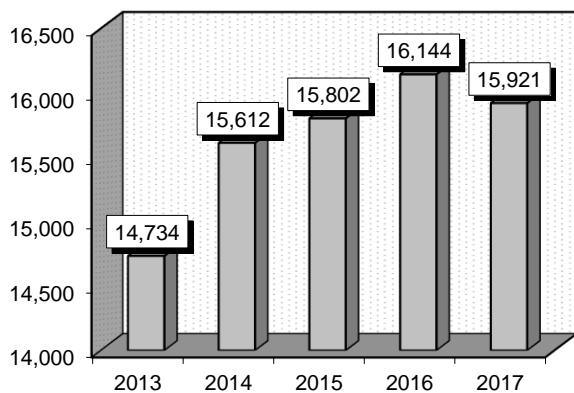
### Other Skin, Subcutaneous Tissue & Breast Disorders (00675)

**Diagnoses:** that frequently accompanied Other Skin, Subcutaneous Tissue & Breast Disorders were: 1) Allergic urticaria (7080), 2) Scabies (1330), 3) Dermatitis due to drugs and medicines taken internally (6930), 4) Dermatophytosis of the body (1105), 5) Candidiasis of skin and nails (1123), 6) Sebaceous cyst (7062), 7) Lump or mass in breast (61172), 8) Mastodynia (61171).

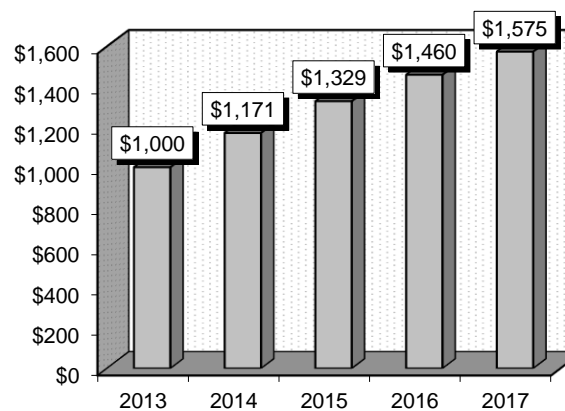
**Definitions:** **Urticaria:** An eruption of itching wheals, colloquially called hives, usually of systemic origin; it may be due to a state of hypersensitivity to foods or drugs, foci of infection, physical agents (heat, cold, light, friction), or psychic stimuli. **Scabies:** A contagious disease caused by *Sarcoptes scabiei*, the human itch mite, characterized by intense itching of the skin and excoriation from scratching. **Dermatitis:** A general term used to describe inflammation of the skin. **Dermatophytosis:** An infection of the hair, skin, or nails caused by any one of the dermatophytes (fungus parasitic upon the skin). **Candidiasis:** An infection caused by a species of the yeast *Candida*, usually *Candida albicans*. **Sebaceous cyst:** A rounded swollen area of the skin formed by an abnormal sac of retained excretion (sebum) from the sebaceous follicles. **Mastodynia:** Pain in the breast.

Gender	2013		2014		2015		2016		2017	
	Cases	Avg Bill	Cases	Avg Bill	Cases	Avg Bill	Cases	Avg Bill	Cases	Avg Bill
Male	6,669	\$973	7,019	\$1,154	7,050	\$1,304	7,354	\$1,454	7,282	\$1,558
Female	8,065	\$1,023	8,593	\$1,184	8,752	\$1,349	8,790	\$1,465	8,639	\$1,589
Age Group	Cases	Avg Bill	Cases	Avg Bill	Cases	Avg Bill	Cases	Avg Bill	Cases	Avg Bill
0-17	6,332	\$944	6,484	\$1,099	6,450	\$1,265	6,904	\$1,399	6,547	\$1,523
18-35	3,926	\$1,040	4,364	\$1,227	4,434	\$1,372	4,169	\$1,519	4,244	\$1,633
36-49	2,106	\$1,046	2,179	\$1,210	2,182	\$1,423	2,230	\$1,543	2,227	\$1,689
50-64	1,541	\$1,035	1,682	\$1,224	1,761	\$1,338	1,822	\$1,486	1,877	\$1,539
65+	829	\$1,063	903	\$1,222	975	\$1,326	1,019	\$1,409	1,026	\$1,484
<b>Total</b>	<b>14,734</b>	<b>\$1,000</b>	<b>15,612</b>	<b>\$1,171</b>	<b>15,802</b>	<b>\$1,329</b>	<b>16,144</b>	<b>\$1,460</b>	<b>15,921</b>	<b>\$1,575</b>

Patient Discharges (Cases)



Average Billed Charges (Avg Bill)



County / Hospital	2013		2014		2015		2016		2017	
	Cases	Avg Bill	Cases	Avg Bill	Cases	Avg Bill	Cases	Avg Bill	Cases	Avg Bill
<b>Clark</b>										
Centennial Hills	647	\$1,191	722	\$1,413	795	\$1,563	679	\$1,712	591	\$1,774
Desert Springs	499	\$1,321	677	\$1,423	747	\$1,472	609	\$1,557	566	\$1,615
Henderson Hospital	0	\$0	0	\$0	0	\$0	55	\$1,465	554	\$1,735
Mountain View	546	\$1,617	734	\$1,708	931	\$1,869	852	\$2,100	866	\$2,221
North Vista	693	\$610	724	\$673	696	\$712	226	\$1,344	744	\$1,267
Southern Hills	339	\$1,454	371	\$1,633	454	\$1,857	503	\$2,011	820	\$1,826
Spring Valley	590	\$1,301	612	\$1,426	595	\$1,534	521	\$1,605	500	\$1,698
St. Rose-Rose de Lima	612	\$930	660	\$1,410	665	\$1,528	565	\$1,874	441	\$1,600
St. Rose-San Martin	380	\$936	373	\$1,318	337	\$1,442	351	\$1,593	285	\$1,495
St. Rose-Siena	781	\$1,000	729	\$1,195	738	\$1,345	782	\$1,453	549	\$1,586
Summerlin	541	\$1,248	576	\$1,372	695	\$1,404	610	\$1,519	604	\$1,711
Sunrise	1,874	\$1,562	2,308	\$1,729	3,044	\$1,828	2,895	\$2,039	2,685	\$2,196
UMC	2,179	\$596	1,246	\$788	453	\$1,183	2,189	\$1,216	1,559	\$1,428
Valley	460	\$1,177	560	\$1,324	602	\$1,440	489	\$1,615	558	\$1,612
<b>Total</b>	<b>10,141</b>	<b>\$1,099</b>	<b>10,292</b>	<b>\$1,360</b>	<b>10,752</b>	<b>\$1,560</b>	<b>11,326</b>	<b>\$1,692</b>	<b>11,322</b>	<b>\$1,783</b>
<b>Washoe</b>										
Carson Tahoe	305	\$512	296	\$566	325	\$662	349	\$649	304	\$694
Northern Nevada	382	\$671	433	\$710	475	\$804	438	\$863	462	\$918
Renown Regional	1,582	\$834	1,757	\$855	1,504	\$922	1,452	\$1,072	1,247	\$1,542
Renown S. Meadows	312	\$908	387	\$831	383	\$933	333	\$1,146	318	\$1,489
Saint Mary's	809	\$891	1,014	\$839	893	\$883	748	\$903	876	\$889
Sierra Surgery	0	\$0	0	\$0	0	\$0	0	\$0	0	\$0
<b>Total</b>	<b>3,390</b>	<b>\$807</b>	<b>3,887</b>	<b>\$810</b>	<b>3,580</b>	<b>\$874</b>	<b>3,320</b>	<b>\$969</b>	<b>3,207</b>	<b>\$1,188</b>
<b>Rural</b>										
Battle Mountain	45	\$712	49	\$580	31	\$727	39	\$683	42	\$560
Boulder City	62	\$1,270	95	\$1,247	61	\$841	81	\$862	82	\$701
Carson Valley	157	\$763	161	\$783	160	\$707	190	\$675	172	\$663
Churchill	234	\$480	358	\$465	411	\$530	443	\$537	382	\$608
Desert View	216	\$850	274	\$1,122	281	\$1,123	222	\$1,174	265	\$1,074
Grover C. Dils	11	\$505	9	\$528	6	\$612	8	\$628	16	\$612
Humboldt	98	\$727	76	\$712	98	\$687	102	\$916	91	\$793
Incline Village	50	\$770	39	\$743	57	\$811	39	\$1,130	37	\$1,071
Mesa View	106	\$616	133	\$625	147	\$670	129	\$692	151	\$819
Mount Grant	14	\$299	14	\$308	26	\$414	37	\$261	31	\$251
Northeastern	12	\$1,742	20	\$2,215	6	\$2,228	11	\$2,366	8	\$2,659
Nye	12	\$625	0	\$0	0	\$0	0	\$0	0	\$0
Pershing	26	\$394	39	\$634	36	\$794	43	\$2,317	17	\$1,262
South Lyon	63	\$615	52	\$721	61	\$705	59	\$601	40	\$635
William Bee Ririe	97	\$741	114	\$851	89	\$725	95	\$658	58	\$638
<b>Total</b>	<b>1,203</b>	<b>\$715</b>	<b>1,433</b>	<b>\$786</b>	<b>1,470</b>	<b>\$746</b>	<b>1,498</b>	<b>\$793</b>	<b>1,392</b>	<b>\$769</b>
<b>All Counties</b>	<b>14,734</b>	<b>\$1,000</b>	<b>15,612</b>	<b>\$1,171</b>	<b>15,802</b>	<b>\$1,329</b>	<b>16,144</b>	<b>\$1,460</b>	<b>15,921</b>	<b>\$1,575</b>

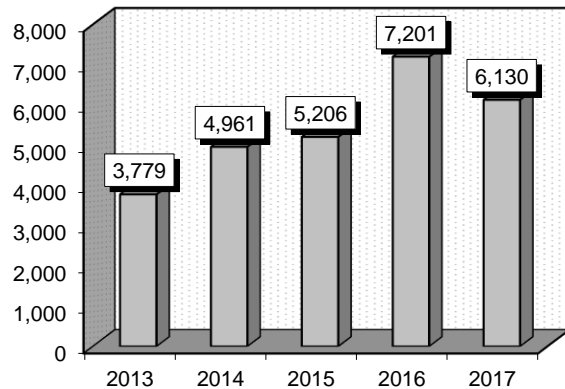
### Viral Illness (00808)

**Diagnoses:** that frequently accompanied Viral Illness were: 1) Hand, foot, and mouth disease (0743), 2) Viral exanthem, unspecified (0579), 3) Acute pharyngitis (462), 4) Varicella without mention of complication (0529), 5) Coxsackie virus infection in conditions classified elsewhere and of unspecified site (0792), 6) Tobacco use disorder (3051), 7) Unspecified otitis media (3829), 8) Influenza with other manifestations (4878), 9) Diarrhea (78791).

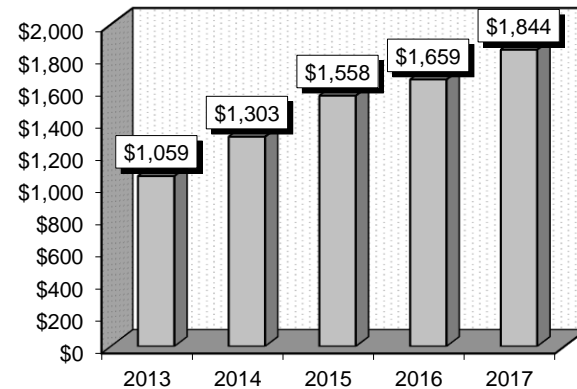
**Definitions:** **Exanthem:** A skin eruption or rash. **Pharyngitis:** Inflammation of the pharynx, causing a sore throat. **Varicella:** (AKA chickenpox) An acute contagious disease, usually occurring in children, caused by the varicella-zoster virus and marked by a sparse eruption of papules, which become vesicles and then pustules, usually with mild constitutional symptoms; incubation period is about 14-17 days. **Coxsackie virus:** Any of a group of enteroviruses that cause various respiratory, neurological, and muscular diseases in humans. **Enterovirus:** A genus of picornaviruses, including polioviruses, coxsackieviruses, and echoviruses, that infect the gastrointestinal tract and often spread to other areas of the body, especially the nervous system.

Gender	2013		2014		2015		2016		2017	
	Cases	Avg Bill	Cases	Avg Bill	Cases	Avg Bill	Cases	Avg Bill	Cases	Avg Bill
Male	1,951	\$1,075	2,683	\$1,320	2,761	\$1,557	3,814	\$1,663	3,156	\$1,832
Female	1,828	\$1,041	2,278	\$1,283	2,445	\$1,560	3,387	\$1,654	2,974	\$1,855
Age Group	Cases	Avg Bill	Cases	Avg Bill	Cases	Avg Bill	Cases	Avg Bill	Cases	Avg Bill
0-17	3,099	\$1,063	4,262	\$1,315	4,518	\$1,576	6,316	\$1,656	5,182	\$1,840
18-35	398	\$1,026	430	\$1,233	465	\$1,423	569	\$1,641	581	\$1,855
36-49	172	\$1,054	162	\$1,201	125	\$1,546	163	\$1,866	214	\$1,929
50-64	79	\$1,081	88	\$1,315	60	\$1,474	109	\$1,716	107	\$1,835
65+	31	\$1,069	19	\$1,109	38	\$1,268	44	\$1,428	46	\$1,784
<b>Total</b>	<b>3,779</b>	<b>\$1,059</b>	<b>4,961</b>	<b>\$1,303</b>	<b>5,206</b>	<b>\$1,558</b>	<b>7,201</b>	<b>\$1,659</b>	<b>6,130</b>	<b>\$1,844</b>

Patient Discharges (Cases)



Average Billed Charges (Avg Bill)



County / Hospital	2013		2014		2015		2016		2017	
	Cases	Avg Bill	Cases	Avg Bill	Cases	Avg Bill	Cases	Avg Bill	Cases	Avg Bill
<b>Clark</b>										
Centennial Hills	87	\$1,016	90	\$1,002	122	\$1,455	182	\$1,403	150	\$1,703
Desert Springs	23	\$970	31	\$1,371	43	\$1,197	67	\$1,385	33	\$1,584
Henderson Hospital	0	\$0	0	\$0	0	\$0	16	\$1,244	112	\$1,657
Mountain View	148	\$1,644	171	\$1,607	165	\$1,936	239	\$2,364	340	\$2,616
North Vista	495	\$697	560	\$828	277	\$929	87	\$1,795	182	\$1,795
Southern Hills	86	\$1,454	129	\$1,537	167	\$1,843	308	\$2,287	399	\$2,092
Spring Valley	79	\$1,385	68	\$1,076	63	\$1,360	97	\$1,421	107	\$1,606
St. Rose-Rose de Lima	165	\$970	163	\$1,600	92	\$1,828	127	\$2,352	90	\$1,933
St. Rose-San Martin	85	\$886	87	\$1,579	65	\$1,891	87	\$1,885	49	\$2,301
St. Rose-Siena	180	\$955	223	\$1,332	333	\$1,605	522	\$1,819	274	\$2,050
Summerlin	78	\$1,032	110	\$1,162	194	\$1,352	303	\$1,591	192	\$1,692
Sunrise	803	\$1,741	1,635	\$1,874	2,078	\$2,005	2,272	\$2,058	1,846	\$2,160
UMC	593	\$663	325	\$732	139	\$1,284	942	\$1,270	657	\$1,579
Valley	19	\$977	36	\$1,215	56	\$1,471	36	\$1,545	19	\$2,132
<b>Total</b>	<b>2,841</b>	<b>\$1,137</b>	<b>3,628</b>	<b>\$1,464</b>	<b>3,794</b>	<b>\$1,770</b>	<b>5,285</b>	<b>\$1,846</b>	<b>4,450</b>	<b>\$2,012</b>
<b>Washoe</b>										
Carson Tahoe	100	\$638	100	\$674	84	\$943	96	\$967	43	\$697
Northern Nevada	10	\$728	34	\$668	68	\$1,023	155	\$1,001	129	\$1,083
Renown Regional	337	\$853	604	\$899	621	\$1,056	842	\$1,248	615	\$1,743
Renown S. Meadows	37	\$1,001	66	\$990	31	\$1,023	80	\$1,526	80	\$1,967
Saint Mary's	96	\$1,168	149	\$1,079	197	\$1,150	279	\$1,303	440	\$1,419
Sierra Surgery	0	\$0	0	\$0	0	\$0	0	\$0	0	\$0
<b>Total</b>	<b>580</b>	<b>\$875</b>	<b>953</b>	<b>\$902</b>	<b>1,001</b>	<b>\$1,062</b>	<b>1,452</b>	<b>\$1,229</b>	<b>1,307</b>	<b>\$1,548</b>
<b>Rural</b>										
Battle Mountain	17	\$725	7	\$1,489	20	\$648	8	\$618	17	\$526
Boulder City	4	\$679	23	\$780	24	\$852	13	\$1,031	13	\$1,234
Carson Valley	20	\$1,121	30	\$928	24	\$1,075	35	\$996	68	\$956
Churchill	90	\$616	86	\$735	89	\$735	152	\$679	78	\$603
Desert View	46	\$784	36	\$906	65	\$974	59	\$1,128	62	\$1,209
Grover C. Dils	3	\$494	1	\$457	2	\$447	2	\$312	1	\$312
Humboldt	77	\$808	49	\$714	55	\$752	51	\$965	28	\$931
Incline Village	24	\$675	23	\$658	20	\$770	25	\$1,026	22	\$1,230
Mesa View	26	\$647	53	\$594	42	\$573	22	\$609	22	\$811
Mount Grant	3	\$350	5	\$347	4	\$353	23	\$236	22	\$294
Northeastern	0	\$0	0	\$0	0	\$0	0	\$0	0	\$0
Nye	6	\$517	0	\$0	0	\$0	0	\$0	0	\$0
Pershing	2	\$275	11	\$618	16	\$1,476	28	\$2,149	9	\$1,047
South Lyon	13	\$643	18	\$579	16	\$736	9	\$539	12	\$696
William Bee Ririe	27	\$914	38	\$1,049	34	\$881	37	\$690	19	\$808
<b>Total</b>	<b>358</b>	<b>\$736</b>	<b>380</b>	<b>\$771</b>	<b>411</b>	<b>\$819</b>	<b>464</b>	<b>\$879</b>	<b>373</b>	<b>\$866</b>
<b>All Counties</b>	<b>3,779</b>	<b>\$1,059</b>	<b>4,961</b>	<b>\$1,303</b>	<b>5,206</b>	<b>\$1,558</b>	<b>7,201</b>	<b>\$1,659</b>	<b>6,130</b>	<b>\$1,844</b>

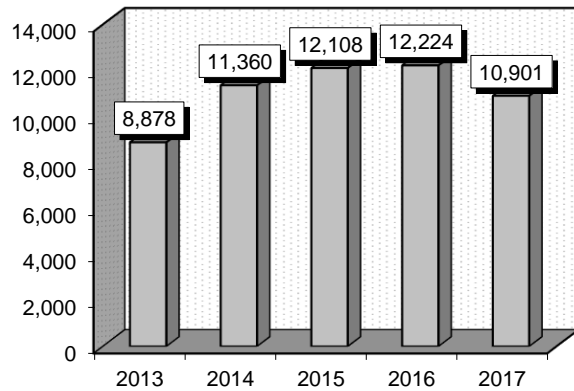
### Alcohol Abuse & Dependence (00842)

**Diagnoses:** that frequently accompanied Alcohol Abuse & Dependence were: 1) Unspecified essential hypertension (4019), 2) Alcohol withdrawal (29181), 3) Depressive disorder, not elsewhere classified (311), 4) Anxiety state, unspecified (30000), 5) Dehydration (27651), 6) Bipolar disorder, unspecified (29680), 7) Suicidal ideation (V6284), 8) Hypopotassemia (2768).

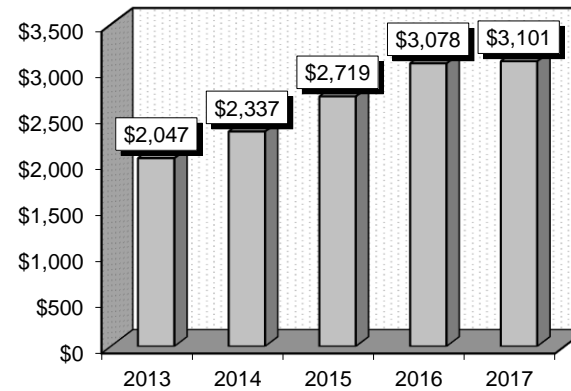
**Definitions:** **Hypertension:** High blood pressure. **Hypopotassemia:** A deficiency of potassium in the blood.

	2013		2014		2015		2016		2017	
	Cases	Avg Bill	Cases	Avg Bill	Cases	Avg Bill	Cases	Avg Bill	Cases	Avg Bill
<b>Gender</b>										
Male	6,016	\$1,997	7,688	\$2,302	8,084	\$2,657	8,190	\$3,043	7,318	\$3,038
Female	2,862	\$2,151	3,672	\$2,410	4,024	\$2,842	4,034	\$3,149	3,583	\$3,230
<b>Age Group</b>										
0-17	200	\$2,292	175	\$2,595	155	\$3,130	178	\$3,685	136	\$3,437
18-35	3,717	\$2,017	4,906	\$2,245	5,394	\$2,578	5,206	\$2,917	4,367	\$2,914
36-49	2,271	\$2,123	2,702	\$2,487	2,845	\$2,938	2,974	\$3,349	2,905	\$3,283
50-64	2,407	\$2,004	3,150	\$2,335	3,181	\$2,726	3,348	\$3,080	3,007	\$3,156
65+	283	\$2,015	427	\$2,350	533	\$2,808	518	\$2,916	486	\$3,254
<b>Total</b>	<b>8,878</b>	<b>\$2,047</b>	<b>11,360</b>	<b>\$2,337</b>	<b>12,108</b>	<b>\$2,719</b>	<b>12,224</b>	<b>\$3,078</b>	<b>10,901</b>	<b>\$3,101</b>

**Patient Discharges (Cases)**



**Average Billed Charges (Avg Bill)**



County / Hospital	2013		2014		2015		2016		2017	
	Cases	Avg Bill	Cases	Avg Bill	Cases	Avg Bill	Cases	Avg Bill	Cases	Avg Bill
<b>Clark</b>										
Centennial Hills	136	\$2,547	179	\$2,893	134	\$2,904	107	\$3,481	115	\$4,262
Desert Springs	1,483	\$1,762	1,845	\$1,930	1,516	\$2,040	1,437	\$2,254	1,152	\$2,425
Henderson Hospital	0	\$0	0	\$0	0	\$0	24	\$3,126	135	\$3,627
Mountain View	196	\$4,311	304	\$4,496	432	\$5,887	339	\$6,822	312	\$7,404
North Vista	406	\$1,234	359	\$1,421	408	\$1,281	99	\$2,270	282	\$2,466
Southern Hills	118	\$3,129	185	\$2,728	366	\$3,838	471	\$4,537	265	\$4,476
Spring Valley	1,455	\$1,810	1,997	\$1,841	1,936	\$2,026	1,638	\$2,173	1,817	\$2,022
St. Rose-Rose de Lima	134	\$4,471	155	\$4,694	126	\$5,345	150	\$6,214	68	\$5,956
St. Rose-San Martin	122	\$4,455	167	\$4,780	153	\$4,899	140	\$5,784	117	\$6,204
St. Rose-Siena	157	\$4,211	139	\$5,366	146	\$6,104	225	\$6,561	153	\$6,866
Summerlin	144	\$3,156	231	\$2,854	132	\$2,996	103	\$4,315	105	\$3,396
Sunrise	1,183	\$2,953	2,257	\$3,395	3,524	\$3,618	3,619	\$4,028	2,569	\$4,245
UMC	450	\$1,125	349	\$1,451	195	\$1,707	917	\$2,007	629	\$2,352
Valley	1,397	\$1,743	1,509	\$1,799	1,332	\$1,997	1,126	\$2,080	1,071	\$2,508
<b>Total</b>	<b>7,381</b>	<b>\$2,168</b>	<b>9,676</b>	<b>\$2,475</b>	<b>10,400</b>	<b>\$2,916</b>	<b>10,395</b>	<b>\$3,304</b>	<b>8,790</b>	<b>\$3,327</b>
<b>Washoe</b>										
Carson Tahoe	139	\$1,620	176	\$1,510	197	\$1,738	216	\$1,493	135	\$1,754
Northern Nevada	61	\$1,777	111	\$1,695	107	\$1,741	99	\$2,478	92	\$2,174
Renown Regional	463	\$1,649	525	\$1,764	455	\$1,786	541	\$2,165	668	\$2,937
Renown S. Meadows	26	\$1,381	22	\$1,700	35	\$1,462	34	\$2,291	69	\$3,120
Saint Mary's	550	\$1,216	610	\$1,214	629	\$1,164	574	\$1,407	815	\$1,552
Sierra Surgery	0	\$0	0	\$0	0	\$0	0	\$0	0	\$0
<b>Total</b>	<b>1,239</b>	<b>\$1,454</b>	<b>1,444</b>	<b>\$1,494</b>	<b>1,423</b>	<b>\$1,493</b>	<b>1,464</b>	<b>\$1,793</b>	<b>1,779</b>	<b>\$2,180</b>
<b>Rural</b>										
Battle Mountain	19	\$889	13	\$451	16	\$746	25	\$674	11	\$745
Boulder City	4	\$1,791	6	\$2,761	11	\$3,088	31	\$3,409	25	\$3,378
Carson Valley	31	\$1,489	25	\$1,288	48	\$1,078	55	\$1,176	46	\$1,119
Churchill	37	\$814	42	\$1,167	54	\$847	73	\$1,038	59	\$1,292
Desert View	36	\$2,176	43	\$3,126	45	\$2,471	50	\$2,925	62	\$2,709
Grover C. Dils	4	\$659	1	\$156	3	\$1,163	0	\$0	2	\$1,418
Humboldt	60	\$1,495	32	\$1,215	22	\$1,310	48	\$1,834	35	\$1,543
Incline Village	9	\$1,152	6	\$1,282	3	\$2,907	3	\$1,444	7	\$2,439
Mesa View	10	\$1,314	24	\$2,126	24	\$2,150	26	\$2,116	25	\$2,045
Mount Grant	1	\$1,525	4	\$780	8	\$883	16	\$666	9	\$1,068
Northeastern	7	\$3,313	11	\$3,692	9	\$4,448	16	\$4,012	24	\$5,078
Nye	0	\$0	0	\$0	0	\$0	0	\$0	0	\$0
Pershing	6	\$1,163	5	\$3,459	11	\$2,765	3	\$2,388	3	\$2,194
South Lyon	22	\$982	21	\$1,335	22	\$1,290	13	\$700	21	\$983
William Bee Ririe	12	\$1,635	7	\$1,890	9	\$1,338	6	\$1,840	3	\$1,348
<b>Total</b>	<b>258</b>	<b>\$1,424</b>	<b>240</b>	<b>\$1,825</b>	<b>285</b>	<b>\$1,632</b>	<b>365</b>	<b>\$1,805</b>	<b>332</b>	<b>\$2,036</b>
<b>All Counties</b>	<b>8,878</b>	<b>\$2,047</b>	<b>11,360</b>	<b>\$2,337</b>	<b>12,108</b>	<b>\$2,719</b>	<b>12,224</b>	<b>\$3,078</b>	<b>10,901</b>	<b>\$3,101</b>

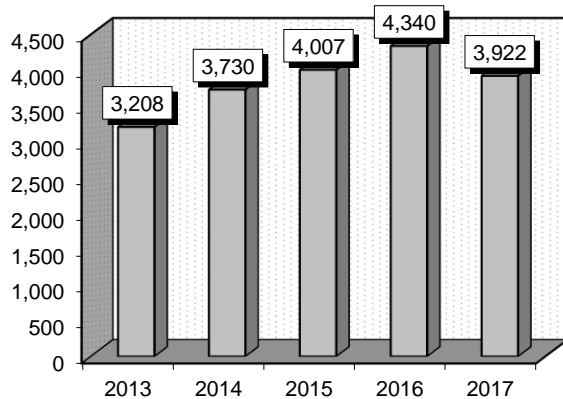
### Allergic Reactions (00850)

**Diagnoses:** that frequently accompanied Allergic Reactions were: 1) Angioneurotic edema, not elsewhere classified (9951), 2) Rash and other nonspecific skin eruption (7821), 3) Urticaria, unspecified (7089), 4) Allergic urticaria (7080), 5) Unspecified pruritic disorder (6989), 6) Other anaphylactic reaction (9950), 7) Anxiety state, unspecified (30000), 8) Unspecified acquired hypothyroidism (2449), 9) Pure hypercholesterolemia (2720), 10) Allergy to seafood (V1504).

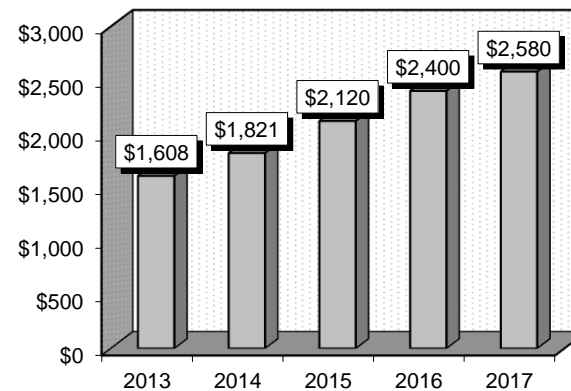
**Definitions:** **angioedema:** The rapid swelling of the dermis, subcutaneous tissue, mucosa and submucosal tissues. **Urticaria:** An eruption of itching wheals, colloquially called hives, usually of systemic origin; it may be due to a state of hypersensitivity to foods or drugs, foci of infection, physical agents (heat, cold, light, friction), or psychic stimuli. **Pruritic disorder:** A sensation that causes the desire or reflex to scratch. **Anaphylactic shock:** A serious and profound state of shock brought about by hypersensitivity (anaphylaxis) to an allergen such as a drug, foreign protein, or toxin. **Hypothyroidism:** Diminished production of thyroid hormone, leading to clinical manifestations of thyroid insufficiency, including low metabolic rate, tendency to gain weight, somnolence, and sometimes myxedema. **Hypercholesterolemia:** An abnormally high concentration of cholesterol in the blood.

Gender	2013		2014		2015		2016		2017	
	Cases	Avg Bill	Cases	Avg Bill	Cases	Avg Bill	Cases	Avg Bill	Cases	Avg Bill
Male	1,239	\$1,572	1,437	\$1,723	1,574	\$2,063	1,741	\$2,370	1,513	\$2,553
Female	1,969	\$1,631	2,293	\$1,883	2,433	\$2,157	2,599	\$2,420	2,409	\$2,597
Age Group	Cases	Avg Bill	Cases	Avg Bill	Cases	Avg Bill	Cases	Avg Bill	Cases	Avg Bill
0-17	1,032	\$1,302	1,196	\$1,416	1,398	\$1,619	1,462	\$1,852	1,289	\$2,053
18-35	920	\$1,654	1,073	\$1,933	1,114	\$2,182	1,275	\$2,508	1,124	\$2,635
36-49	529	\$1,716	619	\$1,992	640	\$2,469	704	\$2,779	633	\$2,923
50-64	415	\$1,910	526	\$2,087	513	\$2,597	525	\$2,857	524	\$2,896
65+	312	\$1,905	316	\$2,199	342	\$2,599	374	\$2,818	352	\$3,245
<b>Total</b>	<b>3,208</b>	<b>\$1,608</b>	<b>3,730</b>	<b>\$1,821</b>	<b>4,007</b>	<b>\$2,120</b>	<b>4,340</b>	<b>\$2,400</b>	<b>3,922</b>	<b>\$2,580</b>

Patient Discharges (Cases)



Average Billed Charges (Avg Bill)





County / Hospital	2013		2014		2015		2016		2017	
	Cases	Avg Bill	Cases	Avg Bill	Cases	Avg Bill	Cases	Avg Bill	Cases	Avg Bill
<b>Clark</b>										
Centennial Hills	234	\$1,971	280	\$2,245	266	\$2,365	283	\$2,680	263	\$2,786
Desert Springs	160	\$2,233	179	\$2,410	188	\$2,498	176	\$2,546	181	\$2,762
Henderson Hospital	0	\$0	0	\$0	0	\$0	21	\$2,724	183	\$2,803
Mountain View	81	\$2,099	136	\$2,118	243	\$3,024	260	\$3,241	223	\$3,664
North Vista	192	\$1,081	232	\$1,162	175	\$1,045	71	\$1,939	84	\$2,169
Southern Hills	50	\$1,628	52	\$1,759	112	\$2,739	150	\$3,215	198	\$2,785
Spring Valley	216	\$2,152	259	\$2,387	253	\$2,449	240	\$2,727	222	\$2,738
St. Rose-Rose de Lima	118	\$1,532	123	\$2,034	156	\$2,322	154	\$3,045	119	\$2,436
St. Rose-San Martin	129	\$1,267	130	\$1,769	139	\$1,982	120	\$2,298	113	\$2,227
St. Rose-Siena	336	\$1,584	358	\$1,955	382	\$2,108	405	\$2,499	295	\$2,896
Summerlin	219	\$2,039	270	\$2,070	250	\$2,292	276	\$2,613	271	\$2,645
Sunrise	253	\$1,775	367	\$2,068	604	\$2,666	687	\$3,010	481	\$3,170
UMC	235	\$1,141	81	\$1,531	51	\$2,373	233	\$1,784	198	\$2,264
Valley	130	\$2,049	181	\$2,085	165	\$2,222	141	\$2,639	129	\$2,952
<b>Total</b>	<b>2,353</b>	<b>\$1,721</b>	<b>2,648</b>	<b>\$2,012</b>	<b>2,984</b>	<b>\$2,365</b>	<b>3,217</b>	<b>\$2,709</b>	<b>2,960</b>	<b>\$2,828</b>
<b>Washoe</b>										
Carson Tahoe	53	\$1,493	56	\$1,686	50	\$1,606	70	\$1,560	56	\$1,720
Northern Nevada	54	\$952	114	\$1,272	103	\$1,561	128	\$1,650	97	\$1,911
Renown Regional	230	\$1,427	288	\$1,388	239	\$1,498	370	\$1,602	261	\$2,398
Renown S. Meadows	86	\$1,500	89	\$1,441	112	\$1,478	116	\$1,769	103	\$2,492
Saint Mary's	197	\$1,099	233	\$1,065	194	\$1,151	165	\$1,217	167	\$1,213
Sierra Surgery	0	\$0	0	\$0	0	\$0	0	\$0	0	\$0
<b>Total</b>	<b>620</b>	<b>\$1,297</b>	<b>780</b>	<b>\$1,302</b>	<b>698</b>	<b>\$1,416</b>	<b>849</b>	<b>\$1,554</b>	<b>684</b>	<b>\$1,998</b>
<b>Rural</b>										
Battle Mountain	8	\$809	6	\$862	9	\$719	8	\$861	6	\$1,065
Boulder City	36	\$1,859	48	\$1,991	41	\$1,844	21	\$1,155	27	\$1,669
Carson Valley	20	\$1,049	19	\$1,250	24	\$1,410	21	\$943	48	\$1,241
Churchill	26	\$777	60	\$1,267	64	\$951	49	\$1,075	53	\$965
Desert View	20	\$1,392	21	\$1,838	32	\$2,201	27	\$2,641	34	\$2,004
Grover C. Dils	5	\$703	1	\$1,095	4	\$821	8	\$1,185	3	\$862
Humboldt	8	\$1,718	17	\$870	21	\$1,469	40	\$1,389	24	\$1,422
Incline Village	22	\$1,035	18	\$1,475	12	\$1,337	4	\$1,517	6	\$1,299
Mesa View	32	\$1,077	48	\$1,228	56	\$1,074	35	\$950	32	\$1,262
Mount Grant	6	\$476	3	\$464	3	\$381	9	\$803	5	\$412
Northeastern	28	\$2,156	26	\$2,594	21	\$2,561	20	\$2,741	13	\$2,548
Nye	3	\$1,379	0	\$0	0	\$0	0	\$0	0	\$0
Pershing	5	\$571	6	\$1,442	3	\$784	6	\$3,120	5	\$1,775
South Lyon	5	\$823	11	\$1,183	20	\$887	16	\$831	10	\$1,094
William Bee Ririe	11	\$1,400	18	\$1,107	15	\$1,196	10	\$913	12	\$949
<b>Total</b>	<b>235</b>	<b>\$1,305</b>	<b>302</b>	<b>\$1,493</b>	<b>325</b>	<b>\$1,386</b>	<b>274</b>	<b>\$1,396</b>	<b>278</b>	<b>\$1,373</b>
<b>All Counties</b>	<b>3,208</b>	<b>\$1,608</b>	<b>3,730</b>	<b>\$1,821</b>	<b>4,007</b>	<b>\$2,120</b>	<b>4,340</b>	<b>\$2,400</b>	<b>3,922</b>	<b>\$2,580</b>

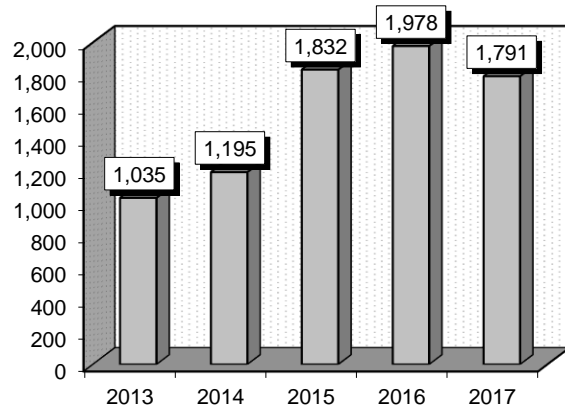
### Level II Breast Procedures (00021)

**Diagnoses:** that frequently accompanied Level II Breast Procedures were: 1) Malignant neoplasm of breast (female), unspecified (1749), 2) Personal history of malignant neoplasm of breast (V103), 3) Tobacco use disorder (3051), 4) Diffuse cystic mastopathy (6101), 5) Benign neoplasm of breast (217), 6) Ptosis of breast (61181), 7) Family history of malignant neoplasm of breast (V163), 8) Fibroadenosis of breast (6102), 9) Fibrosclerosis of breast (6103).

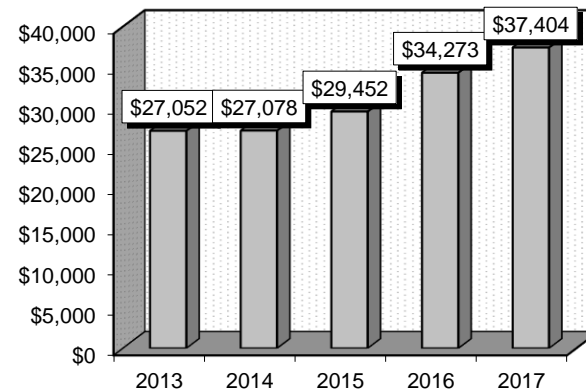
**Definitions: LEVEL:** Type of evidence used in the selection of certain courses of treatment. I - Randomized controlled trials, II - case-control studies, III - opinions of expert panels. **Neoplasm:** An abnormal tissue that grows by cellular proliferation more rapidly than normal and continues to grow after the stimuli that initiated the new growth cease. Neoplasms show partial or complete lack of structural organization and functional coordination with the normal tissue, and usually form a distinct mass of tissue that may be either benign (benign tumor) or malignant (cancer). **Malignant:** Tending to become worse and end in death. **Cystic mastopathy:** Benign breast changes, manifested by swelling, indurated nodules or cysts. **Ptosis of breast:** Drooping or sagging female breasts. **Fibroadenosis:** Lumps composed of fibrous and glandular tissue. **Fibrosclerosis of breast:** Sclerosing lobular adenosis of the breast. **Sclerosing lobular adenosis:** A benign (non-cancerous) condition of the breast in which extra tissue develops within the breast lobules.

Gender	2013		2014		2015		2016		2017	
	Cases	Avg Bill	Cases	Avg Bill	Cases	Avg Bill	Cases	Avg Bill	Cases	Avg Bill
Male	25	\$17,234	25	\$21,403	52	\$25,660	42	\$25,808	39	\$29,701
Female	1,010	\$27,295	1,170	\$27,199	1,780	\$29,563	1,936	\$34,456	1,752	\$37,576
Age Group	Cases	Avg Bill	Cases	Avg Bill	Cases	Avg Bill	Cases	Avg Bill	Cases	Avg Bill
0-17	5	\$18,622	1	\$12,182	6	\$18,486	13	\$22,370	16	\$25,848
18-35	67	\$21,737	160	\$14,484	223	\$21,084	185	\$26,782	134	\$31,749
36-49	249	\$26,172	299	\$27,688	362	\$30,108	384	\$38,153	334	\$39,560
50-64	365	\$27,755	374	\$30,021	630	\$31,261	685	\$35,073	634	\$38,002
65+	349	\$28,087	361	\$29,147	611	\$30,359	711	\$33,573	673	\$37,172
<b>Total</b>	<b>1,035</b>	<b>\$27,052</b>	<b>1,195</b>	<b>\$27,078</b>	<b>1,832</b>	<b>\$29,452</b>	<b>1,978</b>	<b>\$34,273</b>	<b>1,791</b>	<b>\$37,404</b>

Patient Discharges (Cases)



Average Billed Charges (Avg Bill)



County / Hospital	2013		2014		2015		2016		2017	
	Cases	Avg Bill	Cases	Avg Bill	Cases	Avg Bill	Cases	Avg Bill	Cases	Avg Bill
<b>Clark</b>										
Centennial Hills	54	\$33,627	52	\$37,277	43	\$41,468	44	\$39,196	17	\$42,073
Desert Springs	40	\$41,805	32	\$45,376	83	\$52,856	138	\$53,684	180	\$54,931
Henderson Hospital	0	\$0	0	\$0	0	\$0	1	\$38,222	92	\$45,260
Mountain View	0	\$0	0	\$0	186	\$27,778	171	\$38,635	133	\$37,358
North Vista	0	\$0	0	\$0	0	\$0	1	\$22,073	0	\$0
Southern Hills	0	\$0	0	\$0	15	\$26,568	12	\$26,938	16	\$26,927
Spring Valley	131	\$34,406	177	\$36,114	171	\$40,243	157	\$40,870	123	\$46,924
St. Rose-Rose de Lima	24	\$24,046	21	\$26,166	19	\$27,878	4	\$33,788	3	\$37,481
St. Rose-San Martin	71	\$31,126	113	\$33,899	191	\$34,658	230	\$38,985	192	\$34,294
St. Rose-Siena	65	\$25,961	64	\$27,916	58	\$29,635	105	\$34,996	98	\$39,351
Summerlin	149	\$33,033	180	\$34,849	192	\$35,933	246	\$38,711	229	\$42,586
Sunrise	0	\$0	0	\$0	246	\$26,838	289	\$30,719	239	\$37,459
UMC	39	\$20,650	4	\$17,489	4	\$18,331	18	\$28,370	12	\$19,887
Valley	210	\$26,165	189	\$27,517	196	\$31,523	162	\$32,855	137	\$35,230
<b>Total</b>	<b>783</b>	<b>\$30,258</b>	<b>832</b>	<b>\$33,044</b>	<b>1,404</b>	<b>\$33,646</b>	<b>1,578</b>	<b>\$37,738</b>	<b>1,471</b>	<b>\$40,966</b>
<b>Washoe</b>										
Carson Tahoe	0	\$0	0	\$0	34	\$18,271	100	\$20,683	114	\$19,089
Northern Nevada	3	\$23,854	9	\$23,378	6	\$27,793	14	\$29,574	18	\$26,031
Renown Regional	37	\$14,726	26	\$16,282	41	\$18,669	62	\$20,319	72	\$21,154
Renown S. Meadows	132	\$14,154	318	\$12,944	328	\$14,844	204	\$20,484	100	\$22,877
Saint Mary's	68	\$24,532	0	\$0	0	\$0	0	\$0	0	\$0
Sierra Surgery	0	\$0	0	\$0	0	\$0	0	\$0	0	\$0
<b>Total</b>	<b>240</b>	<b>\$17,304</b>	<b>353</b>	<b>\$13,456</b>	<b>409</b>	<b>\$15,702</b>	<b>380</b>	<b>\$20,844</b>	<b>304</b>	<b>\$21,235</b>
<b>Rural</b>										
Battle Mountain	0	\$0	0	\$0	0	\$0	0	\$0	0	\$0
Boulder City	0	\$0	0	\$0	0	\$0	0	\$0	0	\$0
Carson Valley	3	\$20,121	3	\$12,471	2	\$18,165	6	\$15,617	8	\$21,979
Churchill	4	\$12,035	5	\$10,192	13	\$14,137	12	\$17,552	4	\$13,431
Desert View	0	\$0	1	\$15,232	1	\$40,870	0	\$0	0	\$0
Grover C. Dils	0	\$0	0	\$0	0	\$0	0	\$0	0	\$0
Humboldt	3	\$8,049	0	\$0	2	\$13,240	0	\$0	3	\$11,000
Incline Village	0	\$0	0	\$0	0	\$0	0	\$0	0	\$0
Mesa View	0	\$0	0	\$0	0	\$0	0	\$0	0	\$0
Mount Grant	0	\$0	0	\$0	0	\$0	0	\$0	0	\$0
Northeastern	2	\$10,914	1	\$12,071	1	\$7,822	2	\$8,145	1	\$11,878
Nye	0	\$0	0	\$0	0	\$0	0	\$0	0	\$0
Pershing	0	\$0	0	\$0	0	\$0	0	\$0	0	\$0
South Lyon	0	\$0	0	\$0	0	\$0	0	\$0	0	\$0
William Bee Ririe	0	\$0	0	\$0	0	\$0	0	\$0	0	\$0
<b>Total</b>	<b>12</b>	<b>\$12,873</b>	<b>10</b>	<b>\$11,568</b>	<b>19</b>	<b>\$15,541</b>	<b>20</b>	<b>\$16,031</b>	<b>16</b>	<b>\$17,152</b>
<b>All Counties</b>	<b>1,035</b>	<b>\$27,052</b>	<b>1,195</b>	<b>\$27,078</b>	<b>1,832</b>	<b>\$29,452</b>	<b>1,978</b>	<b>\$34,273</b>	<b>1,791</b>	<b>\$37,404</b>

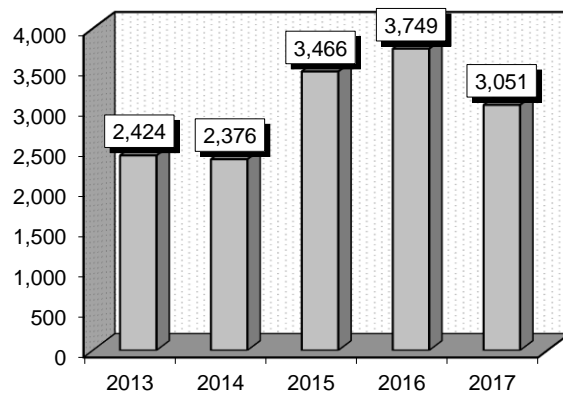
### Level I Arthroscopy (00037)

**Diagnoses:** that frequently accompanied Level I Arthroscopy were: 1) Chondromalacia of patella (7177), 2) Tear of medial cartilage or meniscus of knee, current (8360), 3) Synovitis and tenosynovitis, unspecified (72700), 4) Chondromalacia (73392), 5) Carpal tunnel syndrome (3540), 6) Osteoarthritis, localized, not specified whether primary or secondary, lower leg (71536), 7) Derangement of lateral meniscus, unspecified (71740), 8) Disorders of bursae and tendons in shoulder region, unspecified (72610).

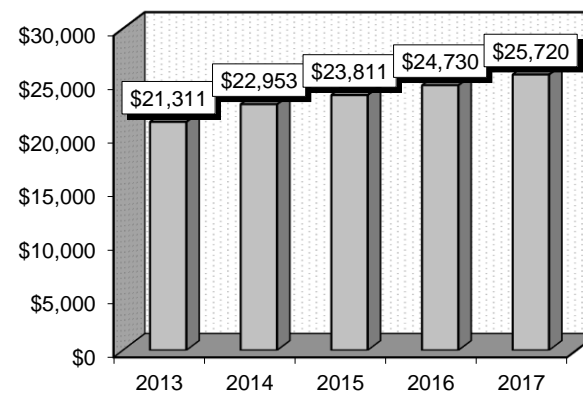
**Definitions:** **Arthroscopy:** A surgical technique in which a tube-like instrument is inserted into a joint to inspect, diagnose, and repair tissues. **Synovitis:** Inflammation of a synovial membrane, especially that of a joint; in general, when unqualified, the same as arthritis. **Tenosynovitis:** Inflammation of a tendon and its enveloping sheath. **Chondromalacia:** Abnormal softening or degeneration of cartilage of the joints, especially of the knee. **Patella:** A flat triangular bone located in the combined tendon of the extensors of the leg and covering the front surface of the knee joint. Also called kneecap. **Meniscus:** A disk of cartilage that acts as a cushion between the ends of bones in a joint. **Osteoarthritis:** A condition of chronic arthritis, usually mechanical, without inflammation.

	2013		2014		2015		2016		2017	
	Cases	Avg Bill	Cases	Avg Bill	Cases	Avg Bill	Cases	Avg Bill	Cases	Avg Bill
<b>Gender</b>										
Male	1,135	\$20,769	1,099	\$23,198	1,624	\$23,787	1,818	\$24,382	1,441	\$25,523
Female	1,289	\$21,787	1,277	\$22,743	1,842	\$23,831	1,931	\$25,057	1,610	\$25,897
<b>Age Group</b>										
0-17	78	\$21,334	89	\$23,786	121	\$22,850	129	\$25,831	134	\$30,005
18-35	301	\$21,711	281	\$24,187	383	\$23,967	387	\$26,833	379	\$27,097
36-49	585	\$22,083	562	\$23,132	789	\$24,718	837	\$24,834	705	\$26,284
50-64	898	\$21,331	931	\$23,037	1,423	\$23,508	1,541	\$24,283	1,201	\$24,833
65+	562	\$20,257	513	\$21,785	750	\$23,507	855	\$24,314	632	\$25,044
<b>Total</b>	<b>2,424</b>	<b>\$21,311</b>	<b>2,376</b>	<b>\$22,953</b>	<b>3,466</b>	<b>\$23,811</b>	<b>3,749</b>	<b>\$24,730</b>	<b>3,051</b>	<b>\$25,720</b>

Patient Discharges (Cases)



Average Billed Charges (Avg Bill)



County / Hospital	2013		2014		2015		2016		2017	
	Cases	Avg Bill	Cases	Avg Bill	Cases	Avg Bill	Cases	Avg Bill	Cases	Avg Bill
<b>Clark</b>										
Centennial Hills	238	\$27,997	252	\$29,640	381	\$32,895	343	\$36,304	230	\$39,653
Desert Springs	145	\$38,457	137	\$39,352	147	\$39,098	213	\$41,365	137	\$46,892
Henderson Hospital	0	\$0	0	\$0	0	\$0	9	\$37,877	90	\$40,446
Mountain View	0	\$0	0	\$0	122	\$18,414	118	\$23,341	124	\$21,568
North Vista	0	\$0	0	\$0	0	\$0	4	\$44,101	0	\$0
Southern Hills	0	\$0	0	\$0	495	\$16,805	468	\$17,121	480	\$19,484
Spring Valley	149	\$26,524	150	\$28,788	195	\$30,514	186	\$32,711	197	\$36,076
St. Rose-Rose de Lima	145	\$29,854	150	\$32,119	107	\$32,364	81	\$38,398	65	\$38,532
St. Rose-San Martin	102	\$20,283	106	\$23,974	114	\$25,598	175	\$29,117	110	\$30,186
St. Rose-Siena	459	\$22,829	301	\$24,536	278	\$29,073	217	\$33,836	76	\$32,635
Summerlin	50	\$26,962	72	\$29,163	75	\$31,176	20	\$35,647	18	\$36,423
Sunrise	0	\$0	0	\$0	117	\$23,678	113	\$24,932	110	\$26,883
UMC	59	\$14,413	9	\$11,419	6	\$15,404	5	\$14,878	6	\$14,736
Valley	160	\$27,486	264	\$29,163	313	\$35,968	373	\$36,854	275	\$40,647
<b>Total</b>	<b>1,507</b>	<b>\$26,320</b>	<b>1,441</b>	<b>\$29,025</b>	<b>2,350</b>	<b>\$27,965</b>	<b>2,325</b>	<b>\$30,766</b>	<b>1,918</b>	<b>\$32,066</b>
<b>Washoe</b>										
Carson Tahoe	0	\$0	1	\$10,619	99	\$17,156	305	\$15,150	228	\$14,102
Northern Nevada	156	\$19,222	132	\$19,936	147	\$22,760	172	\$25,214	139	\$25,142
Renown Regional	174	\$9,469	137	\$11,002	84	\$10,437	88	\$12,095	88	\$13,581
Renown S. Meadows	180	\$9,496	244	\$10,497	328	\$10,923	405	\$11,854	375	\$14,246
Saint Mary's	43	\$18,640	0	\$0	0	\$0	0	\$0	0	\$0
Sierra Surgery	0	\$0	0	\$0	0	\$0	0	\$0	0	\$0
<b>Total</b>	<b>553</b>	<b>\$12,942</b>	<b>514</b>	<b>\$13,056</b>	<b>658</b>	<b>\$14,443</b>	<b>970</b>	<b>\$15,281</b>	<b>830</b>	<b>\$15,961</b>
<b>Rural</b>										
Battle Mountain	0	\$0	0	\$0	0	\$0	0	\$0	0	\$0
Boulder City	0	\$0	0	\$0	0	\$0	0	\$0	0	\$0
Carson Valley	116	\$11,683	223	\$11,982	210	\$12,388	220	\$10,954	175	\$11,233
Churchill	102	\$13,675	74	\$14,361	69	\$15,385	48	\$15,202	13	\$14,240
Desert View	59	\$11,488	49	\$17,507	73	\$26,306	41	\$27,377	0	\$0
Grover C. Dils	0	\$0	0	\$0	0	\$0	0	\$0	0	\$0
Humboldt	12	\$10,167	9	\$11,161	28	\$13,265	39	\$11,552	23	\$14,507
Incline Village	50	\$19,450	51	\$20,862	29	\$19,112	24	\$23,063	0	\$0
Mesa View	0	\$0	0	\$0	0	\$0	0	\$0	0	\$0
Mount Grant	0	\$0	0	\$0	0	\$0	0	\$0	0	\$0
Northeastern	25	\$12,546	11	\$13,874	36	\$16,110	61	\$13,273	86	\$13,444
Nye	0	\$0	0	\$0	0	\$0	0	\$0	0	\$0
Pershing	0	\$0	0	\$0	0	\$0	0	\$0	0	\$0
South Lyon	0	\$0	0	\$0	0	\$0	0	\$0	0	\$0
William Bee Ririe	0	\$0	4	\$23,059	13	\$16,743	21	\$13,466	6	\$13,767
<b>Total</b>	<b>364</b>	<b>\$13,286</b>	<b>421</b>	<b>\$14,256</b>	<b>458</b>	<b>\$15,953</b>	<b>454</b>	<b>\$14,005</b>	<b>303</b>	<b>\$12,288</b>
<b>All Counties</b>	<b>2,424</b>	<b>\$21,311</b>	<b>2,376</b>	<b>\$22,953</b>	<b>3,466</b>	<b>\$23,811</b>	<b>3,749</b>	<b>\$24,730</b>	<b>3,051</b>	<b>\$25,720</b>

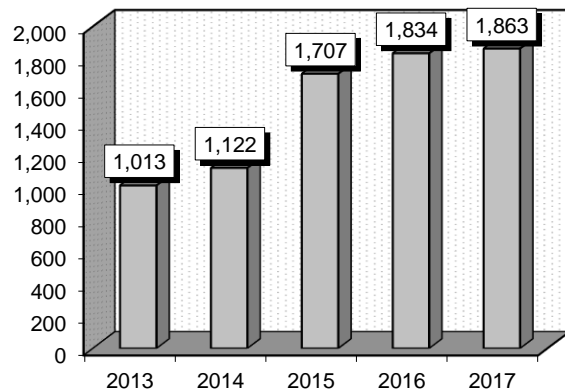
### Level II Arthroscopy (00038)

**Diagnoses:** that frequently accompanied Level II Arthroscopy were: 1) Disorders of bursae and tendons in shoulder region, unspecified (72610), 2) Superior glenoid labrum lesion (8407), 3) Rotator cuff (capsule) sprain (8404), 4) Sprain of cruciate ligament of knee (8442), 5) Synovitis and tenosynovitis, unspecified (72700), 6) Complete rupture of rotator cuff (72761), 7) Tear of medial cartilage or meniscus of knee, current (8360), 8) Tear of lateral cartilage or meniscus of knee, current (8361), 9) Chondromalacia (73392).

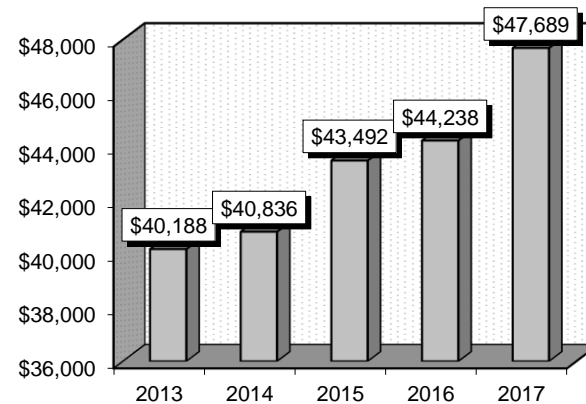
**Definitions: Arthroscopy:** A surgical technique in which a tube-like instrument is inserted into a joint to inspect, diagnose, and repair tissues. **Bursae:** A small fluid-filled sac or saclike cavity situated in places in tissues where friction would otherwise occur. **Glenoid labrum:** A ring of fibrocartilage that runs around the cavity of the scapula (wingbone) in which the head of the humerus (the bone in the upper arm) fits. **Synovitis:** Inflammation of a synovial membrane, especially that of a joint; in general, when unqualified, the same as arthritis. **Tenosynovitis:** Inflammation of a tendon and its enveloping sheath. **Chondromalacia:** Abnormal softening or degeneration of cartilage of the joints, especially of the knee.

Gender	2013		2014		2015		2016		2017	
	Cases	Avg Bill	Cases	Avg Bill	Cases	Avg Bill	Cases	Avg Bill	Cases	Avg Bill
Male	589	\$39,741	630	\$41,018	980	\$43,858	1,055	\$43,941	1,065	\$48,535
Female	424	\$40,809	492	\$40,604	727	\$42,998	779	\$44,639	798	\$46,560
Age Group	Cases	Avg Bill	Cases	Avg Bill	Cases	Avg Bill	Cases	Avg Bill	Cases	Avg Bill
0-17	76	\$39,265	87	\$42,799	164	\$43,240	175	\$49,608	144	\$52,491
18-35	201	\$39,366	237	\$41,289	352	\$47,992	341	\$44,897	341	\$47,879
36-49	221	\$40,249	261	\$42,509	385	\$43,363	354	\$43,690	406	\$48,590
50-64	323	\$40,738	320	\$38,109	522	\$40,961	620	\$43,320	645	\$45,968
65+	192	\$40,418	217	\$41,563	284	\$42,886	344	\$43,069	327	\$47,653
Total	1,013	\$40,188	1,122	\$40,836	1,707	\$43,492	1,834	\$44,238	1,863	\$47,689

Patient Discharges (Cases)



Average Billed Charges (Avg Bill)



County / Hospital	2013		2014		2015		2016		2017	
	Cases	Avg Bill	Cases	Avg Bill	Cases	Avg Bill	Cases	Avg Bill	Cases	Avg Bill
<b>Clark</b>										
Centennial Hills	74	\$44,217	99	\$47,974	146	\$50,789	130	\$53,457	110	\$59,660
Desert Springs	67	\$48,109	50	\$55,692	43	\$53,485	42	\$58,981	49	\$57,713
Henderson Hospital	0	\$0	0	\$0	0	\$0	0	\$0	84	\$54,785
Mountain View	0	\$0	0	\$0	51	\$55,330	77	\$63,523	88	\$68,105
North Vista	0	\$0	0	\$0	0	\$0	1	\$76,792	0	\$0
Southern Hills	0	\$0	0	\$0	274	\$38,378	272	\$40,129	305	\$46,452
Spring Valley	31	\$40,513	50	\$42,319	51	\$46,524	40	\$48,726	73	\$57,653
St. Rose-Rose de Lima	54	\$55,477	66	\$59,733	78	\$64,284	62	\$67,331	64	\$67,761
St. Rose-San Martin	58	\$45,793	35	\$51,501	53	\$55,028	62	\$61,002	69	\$69,254
St. Rose-Siena	257	\$48,258	198	\$52,448	170	\$55,269	150	\$62,090	78	\$71,508
Summerlin	28	\$46,619	61	\$49,493	67	\$49,937	21	\$52,358	18	\$56,597
Sunrise	0	\$0	0	\$0	76	\$51,533	75	\$56,278	63	\$71,894
UMC	14	\$31,896	1	\$21,138	2	\$43,679	0	\$0	0	\$0
Valley	55	\$48,059	89	\$46,537	134	\$57,445	134	\$58,597	104	\$66,965
<b>Total</b>	<b>638</b>	<b>\$47,336</b>	<b>649</b>	<b>\$50,788</b>	<b>1,145</b>	<b>\$50,479</b>	<b>1,066</b>	<b>\$54,129</b>	<b>1,105</b>	<b>\$59,337</b>
<b>Washoe</b>										
Carson Tahoe	0	\$0	0	\$0	48	\$32,233	142	\$36,101	158	\$31,114
Northern Nevada	70	\$36,821	75	\$36,917	100	\$40,617	123	\$42,099	97	\$44,782
Renown Regional	42	\$24,972	27	\$24,644	10	\$28,243	12	\$27,675	8	\$34,303
Renown S. Meadows	136	\$22,725	211	\$23,438	214	\$24,131	300	\$25,920	298	\$27,776
Saint Mary's	17	\$33,752	0	\$0	0	\$0	0	\$0	0	\$0
Sierra Surgery	0	\$0	0	\$0	0	\$0	0	\$0	0	\$0
<b>Total</b>	<b>265</b>	<b>\$27,512</b>	<b>313</b>	<b>\$26,772</b>	<b>372</b>	<b>\$29,719</b>	<b>577</b>	<b>\$31,911</b>	<b>561</b>	<b>\$31,750</b>
<b>Rural</b>										
Battle Mountain	0	\$0	0	\$0	0	\$0	0	\$0	0	\$0
Boulder City	0	\$0	0	\$0	0	\$0	0	\$0	0	\$0
Carson Valley	74	\$30,239	132	\$27,232	120	\$26,419	113	\$22,551	120	\$23,045
Churchill	14	\$29,271	15	\$32,603	17	\$27,464	13	\$31,252	16	\$30,503
Desert View	5	\$20,080	0	\$0	0	\$0	0	\$0	0	\$0
Grover C. Dils	0	\$0	0	\$0	0	\$0	0	\$0	0	\$0
Humboldt	2	\$23,920	1	\$24,138	3	\$30,863	8	\$26,729	6	\$52,804
Incline Village	8	\$28,037	5	\$28,107	23	\$31,374	14	\$30,079	0	\$0
Mesa View	0	\$0	0	\$0	0	\$0	0	\$0	0	\$0
Mount Grant	0	\$0	0	\$0	0	\$0	0	\$0	0	\$0
Northeastern	7	\$28,472	5	\$26,241	27	\$34,645	38	\$33,152	54	\$33,998
Nye	0	\$0	0	\$0	0	\$0	0	\$0	0	\$0
Pershing	0	\$0	0	\$0	0	\$0	0	\$0	0	\$0
South Lyon	0	\$0	0	\$0	0	\$0	0	\$0	0	\$0
William Bee Ririe	0	\$0	2	\$48,626	0	\$0	5	\$33,755	1	\$59,628
<b>Total</b>	<b>110</b>	<b>\$29,266</b>	<b>160</b>	<b>\$27,980</b>	<b>190</b>	<b>\$28,351</b>	<b>191</b>	<b>\$26,272</b>	<b>197</b>	<b>\$27,745</b>
<b>All Counties</b>	<b>1,013</b>	<b>\$40,188</b>	<b>1,122</b>	<b>\$40,836</b>	<b>1,707</b>	<b>\$43,492</b>	<b>1,834</b>	<b>\$44,238</b>	<b>1,863</b>	<b>\$47,689</b>

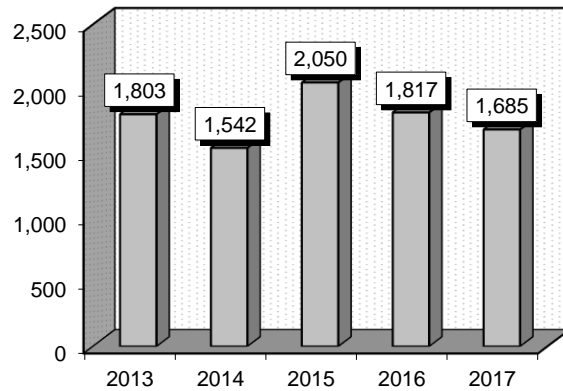
### Needle And Catheter Biopsy, Aspiration, Lavage And Intubation (00061)

**Diagnoses:** that frequently accompanied Needle And Catheter Biopsy, Aspiration, Lavage And Intubation were: 1) Other ascites (78959), 2) Cirrhosis of liver without mention of alcohol (5715), 3) Malignant neoplasm of upper lobe, bronchus or lung (1623), 4) Tobacco use disorder (3051), 5) Swelling, mass, or lump in chest (7866), 6) Benign neoplasm of breast (217), 7) Malignant neoplasm of bronchus and lung, unspecified (1629), 8) Iatrogenic pneumothorax (5121), 9) Lump or mass in breast (61172).

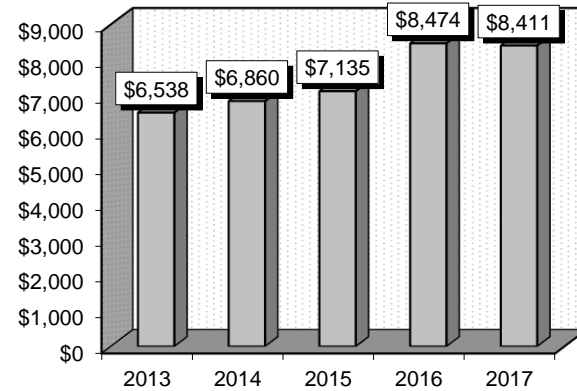
**Definitions:** **Biopsy:** An examination of tissue removed from a living body to discover the presence, cause, or extent of a disease. **Aspiration:** Removal by suction, as the removal of fluid or gas from a body cavity or the procurement of biopsy specimens. **Ascites:** The accumulation of fluid in the peritoneal cavity, causing abdominal swelling. **Cirrhosis:** A chronic degenerative disease in which normal liver cells are damaged and are then replaced by scar tissue. **Neoplasm:** An abnormal tissue that grows by cellular proliferation more rapidly than normal and continues to grow after the stimuli that initiated the new growth cease. Neoplasms show partial or complete lack of structural organization and functional coordination with the normal tissue, and usually form a distinct mass of tissue that may be either benign (benign tumor) or malignant (cancer). **Iatrogenic pneumothorax:** Pneumothorax caused by a medical procedure, most often central venous catheter insertion, thoracentesis, or transbronchial and transthoracic lung biopsy. **Pneumothorax:** The presence of air or gas in the cavity between the lungs and the chest wall, causing collapse of the lung.

Gender	2013		2014		2015		2016		2017	
	Cases	Avg Bill	Cases	Avg Bill	Cases	Avg Bill	Cases	Avg Bill	Cases	Avg Bill
Male	890	\$6,265	870	\$6,414	1,142	\$6,566	925	\$7,962	815	\$7,937
Female	913	\$6,803	672	\$7,439	908	\$7,851	892	\$9,006	870	\$8,856
Age Group	Cases	Avg Bill	Cases	Avg Bill	Cases	Avg Bill	Cases	Avg Bill	Cases	Avg Bill
0-17	11	\$11,395	11	\$14,606	11	\$13,470	17	\$15,907	14	\$15,061
18-35	58	\$4,723	29	\$9,146	34	\$7,492	34	\$13,153	47	\$7,451
36-49	289	\$5,966	106	\$6,180	167	\$6,534	125	\$8,745	119	\$8,564
50-64	594	\$5,389	554	\$5,237	725	\$5,729	608	\$7,019	600	\$6,384
65+	851	\$7,594	842	\$7,834	1,113	\$8,068	1,033	\$9,022	905	\$9,682
<b>Total</b>	<b>1,803</b>	<b>\$6,538</b>	<b>1,542</b>	<b>\$6,860</b>	<b>2,050</b>	<b>\$7,135</b>	<b>1,817</b>	<b>\$8,474</b>	<b>1,685</b>	<b>\$8,411</b>

Patient Discharges (Cases)



Average Billed Charges (Avg Bill)





County / Hospital	2013		2014		2015		2016		2017	
	Cases	Avg Bill	Cases	Avg Bill	Cases	Avg Bill	Cases	Avg Bill	Cases	Avg Bill
<b>Clark</b>										
Centennial Hills	80	\$7,718	62	\$9,339	133	\$9,250	58	\$11,741	56	\$15,327
Desert Springs	159	\$9,545	133	\$9,683	146	\$9,240	88	\$11,653	58	\$11,803
Henderson Hospital	0	\$0	0	\$0	0	\$0	1	\$70,137	60	\$11,480
Mountain View	0	\$0	0	\$0	200	\$7,646	187	\$7,896	170	\$6,731
North Vista	34	\$3,669	35	\$2,972	28	\$2,381	2	\$22,360	1	\$8,041
Southern Hills	0	\$0	0	\$0	89	\$10,749	110	\$9,294	84	\$14,022
Spring Valley	83	\$9,358	150	\$9,366	120	\$10,278	103	\$11,635	82	\$13,317
St. Rose-Rose de Lima	100	\$8,210	146	\$5,982	119	\$5,796	40	\$10,291	37	\$7,921
St. Rose-San Martin	61	\$7,202	35	\$6,745	30	\$11,683	45	\$9,924	45	\$13,098
St. Rose-Siena	130	\$9,503	94	\$8,698	93	\$9,472	100	\$13,584	55	\$12,994
Summerlin	224	\$7,984	139	\$10,422	154	\$11,973	190	\$13,341	176	\$13,232
Sunrise	0	\$0	0	\$0	31	\$12,888	71	\$11,498	40	\$11,096
UMC	78	\$4,662	10	\$5,002	5	\$9,617	13	\$10,798	15	\$14,244
Valley	51	\$8,013	62	\$8,466	57	\$11,123	79	\$11,200	73	\$11,531
<b>Total</b>	<b>1,000</b>	<b>\$8,093</b>	<b>866</b>	<b>\$8,460</b>	<b>1,205</b>	<b>\$9,305</b>	<b>1,087</b>	<b>\$11,142</b>	<b>952</b>	<b>\$11,638</b>
<b>Washoe</b>										
Carson Tahoe	262	\$4,142	240	\$4,825	336	\$4,000	304	\$4,401	251	\$5,294
Northern Nevada	21	\$3,649	19	\$6,784	26	\$7,761	51	\$6,931	25	\$9,758
Renown Regional	5	\$7,800	6	\$9,430	1	\$7,167	4	\$11,199	2	\$11,317
Renown S. Meadows	2	\$5,979	1	\$9,089	0	\$0	0	\$0	0	\$0
Saint Mary's	412	\$4,953	335	\$4,785	425	\$3,958	327	\$4,040	353	\$3,302
Sierra Surgery	7	\$5,345	18	\$3,389	2	\$4,113	0	\$0	0	\$0
<b>Total</b>	<b>709</b>	<b>\$4,642</b>	<b>619</b>	<b>\$4,873</b>	<b>790</b>	<b>\$4,106</b>	<b>686</b>	<b>\$4,457</b>	<b>631</b>	<b>\$4,376</b>
<b>Rural</b>										
Battle Mountain	0	\$0	0	\$0	0	\$0	0	\$0	0	\$0
Boulder City	0	\$0	0	\$0	0	\$0	0	\$0	0	\$0
Carson Valley	45	\$5,632	13	\$6,579	5	\$3,470	7	\$4,775	61	\$3,138
Churchill	0	\$0	8	\$4,271	14	\$3,198	3	\$3,118	2	\$5,792
Desert View	1	\$20,064	0	\$0	0	\$0	3	\$21,623	0	\$0
Grover C. Dils	0	\$0	0	\$0	0	\$0	0	\$0	0	\$0
Humboldt	6	\$4,871	5	\$5,062	7	\$3,905	5	\$4,130	1	\$3,564
Incline Village	0	\$0	0	\$0	0	\$0	0	\$0	0	\$0
Mesa View	0	\$0	0	\$0	0	\$0	0	\$0	0	\$0
Mount Grant	4	\$1,828	4	\$1,461	8	\$1,942	6	\$2,081	6	\$2,453
Northeastern	15	\$3,435	25	\$3,334	17	\$3,383	20	\$4,406	32	\$3,493
Nye	0	\$0	0	\$0	0	\$0	0	\$0	0	\$0
Pershing	0	\$0	0	\$0	0	\$0	0	\$0	0	\$0
South Lyon	0	\$0	0	\$0	0	\$0	0	\$0	0	\$0
William Bee Ririe	23	\$1,819	2	\$863	4	\$2,202	0	\$0	0	\$0
<b>Total</b>	<b>94</b>	<b>\$4,291</b>	<b>57</b>	<b>\$4,139</b>	<b>55</b>	<b>\$3,115</b>	<b>44</b>	<b>\$5,202</b>	<b>102</b>	<b>\$3,265</b>
<b>All Counties</b>	<b>1,803</b>	<b>\$6,538</b>	<b>1,542</b>	<b>\$6,860</b>	<b>2,050</b>	<b>\$7,135</b>	<b>1,817</b>	<b>\$8,474</b>	<b>1,685</b>	<b>\$8,411</b>

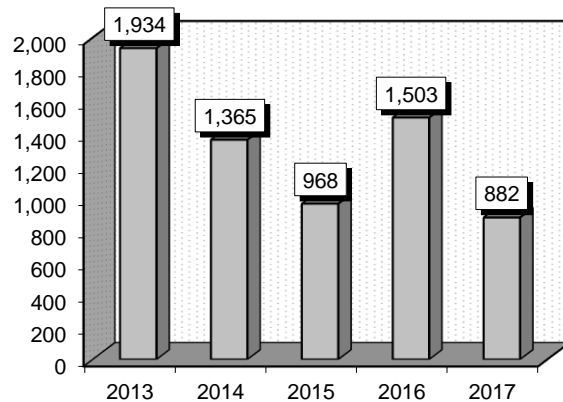
### Diagnostic Upper GI Endoscopy Or Intubation (00134)

**Diagnoses:** that frequently accompanied Diagnostic Upper GI Endoscopy Or Intubation were: 1) Esophageal reflux (53081), 2) Internal hemorrhoids without mention of complication (4550), 3) Diverticulosis of colon (without mention of hemorrhage) (56210), 4) Atrophic gastritis, without mention of hemorrhage (53510), 5) Dyspepsia and other specified disorders of function of stomach (5368), 6) Dysphagia, unspecified (78720), 7) Esophagitis, unspecified (53010), 8) Helicobacter pylori [H. pylori] (04186), 9) Duodenitis, without mention of hemorrhage (53560), 10) Benign neoplasm of stomach (2111).

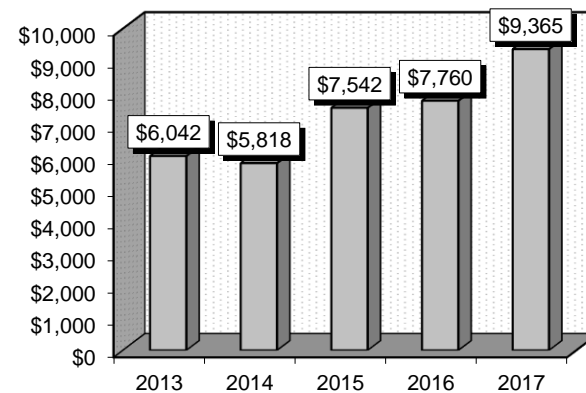
**Definitions: Endoscopy:** Visual examination of interior structures of the body with an endoscope. **Intubation:** Insertion of a tubular device into a canal, hollow organ, or cavity. **Diverticulosis:** The presence of diverticula in the absence of inflammation. **Diverticula:** Abnormal pouch or sac opening from a hollow organ (as the colon or bladder). **Dyspepsia:** (AKA indigestion) A condition characterized by upper abdominal symptoms that may include pain or discomfort, bloating, feeling of fullness with very little intake of food, feeling of unusual fullness following meals, nausea, loss of appetite, heartburn, regurgitation of food or acid, and belching. **Dysphagia:** Difficulty in swallowing. **Esophagitis:** Inflammation of the esophagus. **Duodenitis:** Inflammation occurring in the duodenum, the beginning of the small intestine. **Duodenum:** First part of the small intestine.

Gender	2013		2014		2015		2016		2017	
	Cases	Avg Bill	Cases	Avg Bill	Cases	Avg Bill	Cases	Avg Bill	Cases	Avg Bill
Male	833	\$6,395	551	\$6,071	400	\$7,914	651	\$7,856	413	\$9,798
Female	1,101	\$5,775	814	\$5,647	568	\$7,279	852	\$7,686	469	\$8,983
Age Group	Cases	Avg Bill	Cases	Avg Bill	Cases	Avg Bill	Cases	Avg Bill	Cases	Avg Bill
0-17	92	\$6,453	89	\$6,720	55	\$9,742	138	\$7,951	103	\$7,031
18-35	181	\$5,078	111	\$5,804	83	\$6,412	137	\$6,135	94	\$8,812
36-49	368	\$5,836	232	\$5,603	185	\$6,750	237	\$7,503	152	\$9,357
50-64	705	\$5,943	506	\$5,668	318	\$7,928	561	\$8,010	253	\$9,356
65+	588	\$6,522	427	\$5,927	327	\$7,530	430	\$8,030	280	\$10,420
<b>Total</b>	<b>1,934</b>	<b>\$6,042</b>	<b>1,365</b>	<b>\$5,818</b>	<b>968</b>	<b>\$7,542</b>	<b>1,503</b>	<b>\$7,760</b>	<b>882</b>	<b>\$9,365</b>

Patient Discharges (Cases)



Average Billed Charges (Avg Bill)



County / Hospital	2013		2014		2015		2016		2017	
	Cases	Avg Bill	Cases	Avg Bill	Cases	Avg Bill	Cases	Avg Bill	Cases	Avg Bill
<b>Clark</b>										
Centennial Hills	1	\$7,314	4	\$15,309	4	\$11,243	4	\$10,260	2	\$12,250
Desert Springs	12	\$19,675	7	\$14,359	4	\$15,044	3	\$26,353	6	\$17,767
Henderson Hospital	0	\$0	0	\$0	0	\$0	0	\$0	7	\$21,452
Mountain View	0	\$0	0	\$0	4	\$15,277	13	\$20,004	5	\$44,744
North Vista	0	\$0	0	\$0	0	\$0	0	\$0	0	\$0
Southern Hills	0	\$0	0	\$0	0	\$0	0	\$0	2	\$10,192
Spring Valley	6	\$9,324	6	\$11,463	5	\$19,364	0	\$0	3	\$7,248
St. Rose-Rose de Lima	35	\$8,017	8	\$1,782	3	\$6,218	3	\$10,552	1	\$6,828
St. Rose-San Martin	5	\$11,870	16	\$8,834	12	\$16,504	8	\$29,029	6	\$23,579
St. Rose-Siena	11	\$9,397	36	\$4,791	12	\$7,780	10	\$13,881	17	\$18,071
Summerlin	13	\$11,766	10	\$10,548	8	\$9,289	4	\$18,063	8	\$14,362
Sunrise	0	\$0	0	\$0	3	\$12,592	2	\$14,990	3	\$17,685
UMC	1,334	\$6,121	672	\$5,565	219	\$8,014	618	\$7,643	367	\$6,287
Valley	5	\$6,936	1	\$6,955	0	\$0	2	\$25,393	3	\$12,781
<b>Total</b>	<b>1,422</b>	<b>\$6,396</b>	<b>760</b>	<b>\$5,803</b>	<b>274</b>	<b>\$8,906</b>	<b>667</b>	<b>\$8,484</b>	<b>430</b>	<b>\$8,178</b>
<b>Washoe</b>										
Carson Tahoe	2	\$5,833	3	\$6,320	2	\$4,847	11	\$7,583	9	\$8,916
Northern Nevada	89	\$9,752	130	\$10,526	169	\$11,505	218	\$12,808	258	\$14,679
Renown Regional	65	\$5,809	68	\$6,754	55	\$9,666	74	\$8,223	9	\$9,982
Renown S. Meadows	2	\$7,927	2	\$9,073	1	\$9,036	0	\$0	0	\$0
Saint Mary's	6	\$13,358	3	\$4,356	3	\$7,408	12	\$6,849	2	\$18,698
Sierra Surgery	0	\$0	0	\$0	0	\$0	0	\$0	0	\$0
<b>Total</b>	<b>164</b>	<b>\$8,251</b>	<b>206</b>	<b>\$9,116</b>	<b>230</b>	<b>\$10,943</b>	<b>315</b>	<b>\$11,322</b>	<b>278</b>	<b>\$14,369</b>
<b>Rural</b>										
Battle Mountain	0	\$0	0	\$0	0	\$0	0	\$0	0	\$0
Boulder City	0	\$0	0	\$0	0	\$0	4	\$1,928	1	\$2,493
Carson Valley	48	\$5,194	45	\$4,960	30	\$5,653	34	\$7,457	11	\$6,329
Churchill	160	\$3,603	194	\$3,919	210	\$3,944	221	\$3,795	16	\$6,749
Desert View	9	\$10,499	14	\$15,589	50	\$14,300	51	\$13,286	1	\$14,899
Grover C. Dils	0	\$0	0	\$0	0	\$0	0	\$0	0	\$0
Humboldt	72	\$2,399	76	\$3,484	82	\$3,989	86	\$3,600	53	\$4,118
Incline Village	0	\$0	0	\$0	0	\$0	0	\$0	0	\$0
Mesa View	0	\$0	0	\$0	0	\$0	0	\$0	0	\$0
Mount Grant	0	\$0	8	\$2,665	0	\$0	2	\$6,188	0	\$0
Northeastern	59	\$2,422	61	\$2,573	91	\$3,262	123	\$2,746	92	\$3,643
Nye	0	\$0	0	\$0	0	\$0	0	\$0	0	\$0
Pershing	0	\$0	0	\$0	0	\$0	0	\$0	0	\$0
South Lyon	0	\$0	0	\$0	0	\$0	0	\$0	0	\$0
William Bee Ririe	0	\$0	1	\$8,063	1	\$6,292	0	\$0	0	\$0
<b>Total</b>	<b>348</b>	<b>\$3,552</b>	<b>399</b>	<b>\$4,142</b>	<b>464</b>	<b>\$5,050</b>	<b>521</b>	<b>\$4,678</b>	<b>174</b>	<b>\$4,301</b>
<b>All Counties</b>	<b>1,934</b>	<b>\$6,042</b>	<b>1,365</b>	<b>\$5,818</b>	<b>968</b>	<b>\$7,542</b>	<b>1,503</b>	<b>\$7,760</b>	<b>882</b>	<b>\$9,365</b>

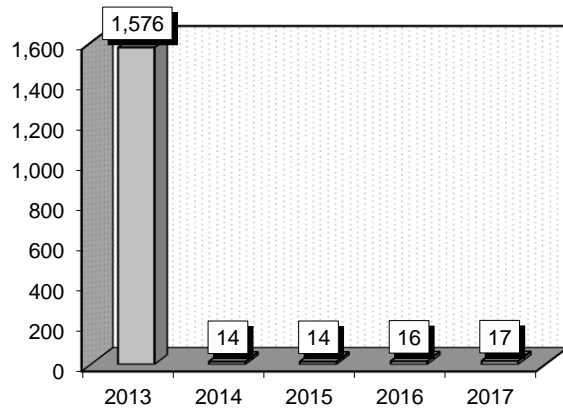
### Diagnostic Lower Gastrointestinal Endoscopy (00136)

**Diagnoses:** that frequently accompanied Diagnostic Lower Gastrointestinal Endoscopy were: 1) Internal hemorrhoids without mention of complication (4550), 2) Diverticulosis of colon (without mention of hemorrhage) (56210), 3) Benign neoplasm of colon (2113), 4) Personal history of colonic polyps (V1272), 5) Benign neoplasm of rectum and anal canal (2114), 6) Blood in stool (5781), 7) Pure hypercholesterolemia (2720).

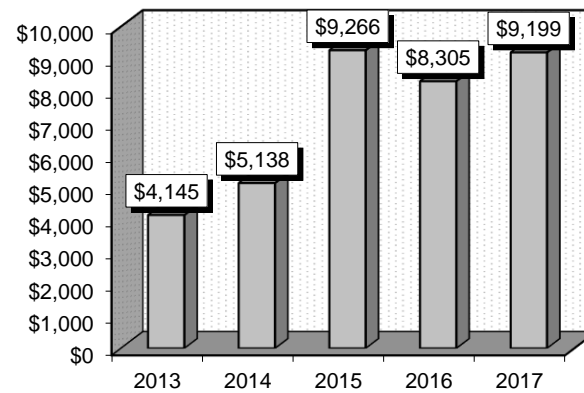
**Definitions: Endoscopy:** Visual examination of interior structures of the body with an endoscope. **Diverticulosis:** The presence of diverticula in the absence of inflammation. **Polyps:** A small growth, typically benign and with a stalk, protruding from a mucous membrane. **Hypercholesterolemia:** An abnormally high concentration of cholesterol in the blood.

	2013		2014		2015		2016		2017	
	Cases	Avg Bill	Cases	Avg Bill	Cases	Avg Bill	Cases	Avg Bill	Cases	Avg Bill
<b>Gender</b>										
Male	747	\$4,210	9	\$5,917	6	\$7,401	8	\$7,414	8	\$8,979
Female	829	\$4,086	5	\$3,735	8	\$10,664	8	\$9,197	9	\$9,394
<b>Age Group</b>										
0-17	17	\$9,284	1	\$3,999	3	\$10,064	0	\$0	0	\$0
18-35	88	\$4,221	0	\$0	0	\$0	0	\$0	0	\$0
36-49	162	\$4,037	3	\$4,929	2	\$6,942	3	\$12,483	2	\$11,434
50-64	736	\$3,881	10	\$5,315	3	\$6,252	8	\$5,698	11	\$8,103
65+	573	\$4,349	0	\$0	6	\$11,148	5	\$9,970	4	\$11,095
<b>Total</b>	<b>1,576</b>	<b>\$4,145</b>	<b>14</b>	<b>\$5,138</b>	<b>14</b>	<b>\$9,266</b>	<b>16</b>	<b>\$8,305</b>	<b>17</b>	<b>\$9,199</b>

Patient Discharges (Cases)



Average Billed Charges (Avg Bill)



County / Hospital	2013		2014		2015		2016		2017	
	Cases	Avg Bill	Cases	Avg Bill	Cases	Avg Bill	Cases	Avg Bill	Cases	Avg Bill
<b>Clark</b>										
Centennial Hills	2	\$7,884	0	\$0	0	\$0	1	\$32,331	0	\$0
Desert Springs	36	\$7,802	0	\$0	0	\$0	0	\$0	0	\$0
Henderson Hospital	0	\$0	0	\$0	0	\$0	0	\$0	0	\$0
Mountain View	0	\$0	0	\$0	0	\$0	0	\$0	0	\$0
North Vista	0	\$0	0	\$0	0	\$0	0	\$0	0	\$0
Southern Hills	0	\$0	0	\$0	1	\$11,765	0	\$0	0	\$0
Spring Valley	12	\$10,683	0	\$0	0	\$0	0	\$0	0	\$0
St. Rose-Rose de Lima	44	\$5,512	0	\$0	0	\$0	0	\$0	0	\$0
St. Rose-San Martin	22	\$5,743	0	\$0	0	\$0	0	\$0	0	\$0
St. Rose-Siena	94	\$4,800	0	\$0	0	\$0	0	\$0	0	\$0
Summerlin	19	\$9,797	0	\$0	0	\$0	0	\$0	0	\$0
Sunrise	0	\$0	0	\$0	2	\$27,683	1	\$21,054	0	\$0
UMC	494	\$3,824	7	\$3,896	6	\$5,068	6	\$3,946	11	\$4,943
Valley	12	\$8,243	0	\$0	0	\$0	0	\$0	2	\$27,365
<b>Total</b>	<b>735</b>	<b>\$4,652</b>	<b>7</b>	<b>\$3,896</b>	<b>9</b>	<b>\$10,838</b>	<b>8</b>	<b>\$9,633</b>	<b>13</b>	<b>\$8,393</b>
<b>Washoe</b>										
Carson Tahoe	0	\$0	0	\$0	0	\$0	0	\$0	0	\$0
Northern Nevada	71	\$9,305	3	\$9,825	2	\$10,228	3	\$12,464	3	\$12,958
Renown Regional	23	\$5,998	0	\$0	0	\$0	1	\$6,455	1	\$8,404
Renown S. Meadows	0	\$0	0	\$0	0	\$0	0	\$0	0	\$0
Saint Mary's	0	\$0	0	\$0	0	\$0	0	\$0	0	\$0
Sierra Surgery	0	\$0	0	\$0	0	\$0	0	\$0	0	\$0
<b>Total</b>	<b>94</b>	<b>\$8,496</b>	<b>3</b>	<b>\$9,825</b>	<b>2</b>	<b>\$10,228</b>	<b>4</b>	<b>\$10,962</b>	<b>4</b>	<b>\$11,820</b>
<b>Rural</b>										
Battle Mountain	0	\$0	0	\$0	0	\$0	0	\$0	0	\$0
Boulder City	0	\$0	0	\$0	0	\$0	0	\$0	0	\$0
Carson Valley	117	\$4,145	1	\$4,247	0	\$0	0	\$0	0	\$0
Churchill	239	\$3,153	2	\$3,506	1	\$3,036	2	\$3,672	0	\$0
Desert View	14	\$9,869	0	\$0	0	\$0	0	\$0	0	\$0
Grover C. Dils	0	\$0	0	\$0	0	\$0	0	\$0	0	\$0
Humboldt	152	\$2,216	1	\$3,928	0	\$0	1	\$1,463	0	\$0
Incline Village	0	\$0	0	\$0	0	\$0	0	\$0	0	\$0
Mesa View	0	\$0	0	\$0	0	\$0	0	\$0	0	\$0
Mount Grant	0	\$0	0	\$0	0	\$0	0	\$0	0	\$0
Northeastern	223	\$2,661	0	\$0	1	\$3,687	1	\$3,169	0	\$0
Nye	0	\$0	0	\$0	0	\$0	0	\$0	0	\$0
Pershing	0	\$0	0	\$0	0	\$0	0	\$0	0	\$0
South Lyon	0	\$0	0	\$0	0	\$0	0	\$0	0	\$0
William Bee Ririe	2	\$3,732	0	\$0	1	\$5,001	0	\$0	0	\$0
<b>Total</b>	<b>747</b>	<b>\$3,098</b>	<b>4</b>	<b>\$3,797</b>	<b>3</b>	<b>\$3,908</b>	<b>4</b>	<b>\$2,994</b>	<b>0</b>	<b>\$0</b>
<b>All Counties</b>	<b>1,576</b>	<b>\$4,145</b>	<b>14</b>	<b>\$5,138</b>	<b>14</b>	<b>\$9,266</b>	<b>16</b>	<b>\$8,305</b>	<b>17</b>	<b>\$9,199</b>

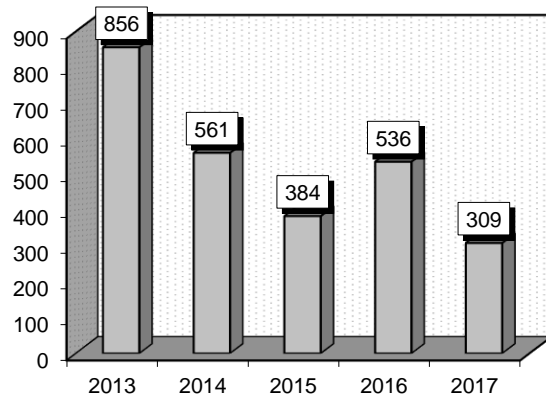
### Therapeutic Colonoscopy (00137)

**Diagnoses:** that frequently accompanied Therapeutic Colonoscopy were: 1) Benign neoplasm of colon (2113), 2) Internal hemorrhoids without mention of complication (4550), 3) Diverticulosis of colon (without mention of hemorrhage) (56210), 4) Benign neoplasm of rectum and anal canal (2114), 5) Personal history of colonic polyps (V1272), 6) Family history of malignant neoplasm of gastrointestinal tract (V160), 7) External hemorrhoids without mention of complication (4553), 8) Diaphragmatic hernia without mention of obstruction or gangrene (5533), 9) Hemorrhage of rectum and anus (5693).

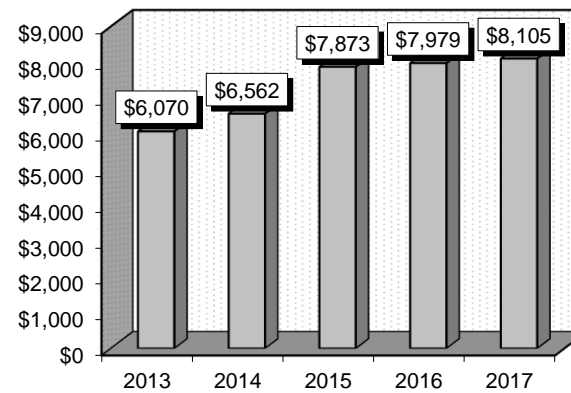
**Definitions: Colonoscopy:** A medical procedure where a long, flexible, tubular instrument called the colonoscope is used to view the entire inner lining of the colon (large intestine) and the rectum. **Neoplasm:** An abnormal tissue that grows by cellular proliferation more rapidly than normal and continues to grow after the stimuli that initiated the new growth cease. Neoplasms show partial or complete lack of structural organization and functional coordination with the normal tissue, and usually form a distinct mass of tissue that may be either benign (benign tumor) or malignant (cancer). **Diverticulosis:** The presence of diverticula in the absence of inflammation. **Polyps:** A small growth, typically benign and with a stalk, protruding from a mucous membrane. **Hemorrhage:** An escape of blood from the blood vessels, especially when excessive.

Gender	2013		2014		2015		2016		2017	
	Cases	Avg Bill	Cases	Avg Bill	Cases	Avg Bill	Cases	Avg Bill	Cases	Avg Bill
Male	485	\$5,700	322	\$6,484	232	\$7,546	300	\$7,784	194	\$8,009
Female	371	\$6,553	239	\$6,667	152	\$8,371	236	\$8,228	115	\$8,266
Age Group	Cases	Avg Bill	Cases	Avg Bill	Cases	Avg Bill	Cases	Avg Bill	Cases	Avg Bill
0-17	3	\$12,230	7	\$8,744	0	\$0	2	\$14,416	2	\$12,847
18-35	12	\$5,294	3	\$4,852	6	\$11,748	9	\$7,364	5	\$8,922
36-49	71	\$6,377	43	\$7,722	28	\$8,018	41	\$8,175	30	\$9,275
50-64	427	\$5,993	328	\$6,215	200	\$7,826	282	\$7,835	154	\$7,333
65+	343	\$6,076	180	\$6,861	150	\$7,753	202	\$8,105	118	\$8,699
<b>Total</b>	<b>856</b>	<b>\$6,070</b>	<b>561</b>	<b>\$6,562</b>	<b>384</b>	<b>\$7,873</b>	<b>536</b>	<b>\$7,979</b>	<b>309</b>	<b>\$8,105</b>

Patient Discharges (Cases)



Average Billed Charges (Avg Bill)



County / Hospital	2013		2014		2015		2016		2017	
	Cases	Avg Bill	Cases	Avg Bill	Cases	Avg Bill	Cases	Avg Bill	Cases	Avg Bill
<b>Clark</b>										
Centennial Hills	0	\$0	0	\$0	0	\$0	0	\$0	0	\$0
Desert Springs	2	\$18,104	0	\$0	0	\$0	1	\$5,033	0	\$0
Henderson Hospital	0	\$0	0	\$0	0	\$0	0	\$0	0	\$0
Mountain View	0	\$0	0	\$0	9	\$14,310	4	\$14,261	2	\$11,955
North Vista	0	\$0	0	\$0	0	\$0	0	\$0	0	\$0
Southern Hills	0	\$0	0	\$0	0	\$0	1	\$11,535	3	\$10,709
Spring Valley	0	\$0	0	\$0	1	\$27,045	0	\$0	0	\$0
St. Rose-Rose de Lima	0	\$0	1	\$539	0	\$0	0	\$0	0	\$0
St. Rose-San Martin	2	\$8,822	3	\$3,205	1	\$11,033	1	\$20,793	2	\$19,556
St. Rose-Siena	2	\$14,508	3	\$815	1	\$1,029	2	\$4,848	1	\$9,563
Summerlin	1	\$15,827	1	\$21,589	1	\$26,595	0	\$0	0	\$0
Sunrise	0	\$0	0	\$0	2	\$7,521	1	\$46,390	0	\$0
UMC	557	\$6,478	263	\$6,423	44	\$9,288	159	\$7,852	105	\$7,052
Valley	0	\$0	1	\$25,744	7	\$24,453	7	\$25,679	5	\$28,953
<b>Total</b>	<b>564</b>	<b>\$6,573</b>	<b>272</b>	<b>\$6,431</b>	<b>66</b>	<b>\$11,960</b>	<b>176</b>	<b>\$8,970</b>	<b>118</b>	<b>\$8,390</b>
<b>Washoe</b>										
Carson Tahoe	0	\$0	0	\$0	0	\$0	0	\$0	0	\$0
Northern Nevada	28	\$10,490	38	\$10,833	32	\$12,415	57	\$14,250	42	\$15,937
Renown Regional	19	\$7,027	21	\$7,909	17	\$8,487	26	\$8,827	1	\$10,690
Renown S. Meadows	0	\$0	0	\$0	1	\$4,851	0	\$0	0	\$0
Saint Mary's	0	\$0	0	\$0	0	\$0	0	\$0	0	\$0
Sierra Surgery	0	\$0	0	\$0	0	\$0	0	\$0	0	\$0
<b>Total</b>	<b>47</b>	<b>\$9,090</b>	<b>59</b>	<b>\$9,792</b>	<b>50</b>	<b>\$10,928</b>	<b>83</b>	<b>\$12,551</b>	<b>43</b>	<b>\$15,815</b>
<b>Rural</b>										
Battle Mountain	0	\$0	0	\$0	0	\$0	0	\$0	0	\$0
Boulder City	0	\$0	0	\$0	0	\$0	7	\$3,145	0	\$0
Carson Valley	44	\$5,988	42	\$6,476	32	\$7,626	48	\$7,987	15	\$8,324
Churchill	72	\$4,594	49	\$4,649	74	\$4,536	57	\$5,862	4	\$8,129
Desert View	5	\$14,261	35	\$12,976	45	\$12,969	20	\$12,218	4	\$12,588
Grover C. Dils	0	\$0	0	\$0	0	\$0	0	\$0	0	\$0
Humboldt	55	\$2,509	53	\$3,534	43	\$4,213	71	\$4,803	47	\$5,305
Incline Village	0	\$0	0	\$0	0	\$0	0	\$0	0	\$0
Mesa View	0	\$0	0	\$0	0	\$0	0	\$0	0	\$0
Mount Grant	0	\$0	1	\$10,987	1	\$4,150	0	\$0	0	\$0
Northeastern	69	\$3,738	48	\$3,947	73	\$4,642	74	\$4,481	78	\$4,837
Nye	0	\$0	0	\$0	0	\$0	0	\$0	0	\$0
Pershing	0	\$0	0	\$0	0	\$0	0	\$0	0	\$0
South Lyon	0	\$0	0	\$0	0	\$0	0	\$0	0	\$0
William Bee Ririe	0	\$0	2	\$6,357	0	\$0	0	\$0	0	\$0
<b>Total</b>	<b>245</b>	<b>\$4,332</b>	<b>230</b>	<b>\$5,889</b>	<b>268</b>	<b>\$6,296</b>	<b>277</b>	<b>\$5,980</b>	<b>148</b>	<b>\$5,638</b>
<b>All Counties</b>	<b>856</b>	<b>\$6,070</b>	<b>561</b>	<b>\$6,562</b>	<b>384</b>	<b>\$7,873</b>	<b>536</b>	<b>\$7,979</b>	<b>309</b>	<b>\$8,105</b>

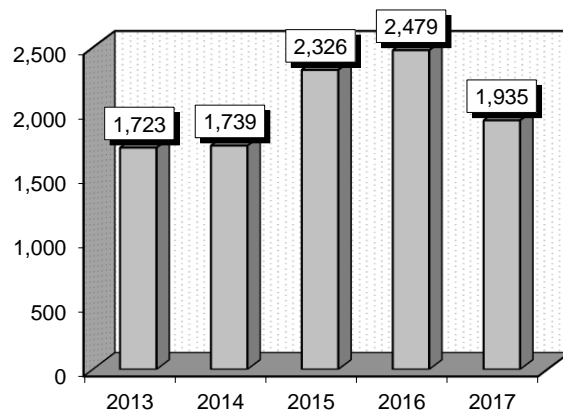
### Level I Hernia Repair (00139)

**Diagnoses:** that frequently accompanied Level I Hernia Repair were: 1) Inguinal hernia, without mention of obstruction or gangrene, unilateral or unspecified (not specified as recurrent) (55090), 2) Umbilical hernia without mention of obstruction or gangrene (5531), 3) Umbilical hernia with obstruction (5521), 4) Hydrocele, unspecified (6039), 5) Pure hypercholesterolemia (2720), 6) Obesity, unspecified (27800), 7) Coronary atherosclerosis of native coronary artery (41401), 8) Long-term (current) use of other medications (V5869).

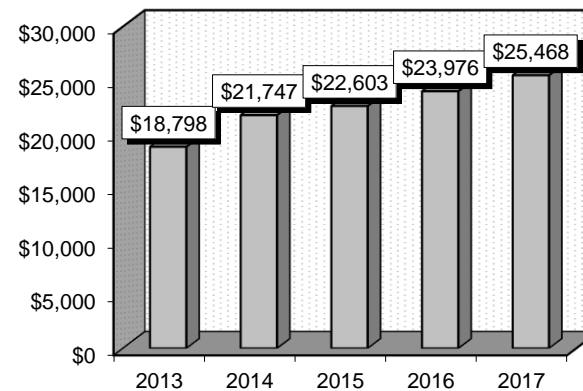
**Definitions: LEVEL:** Type of evidence used in the selection of certain courses of treatment. I - Randomized controlled trials, II - case-control studies, III - opinions of expert panels. **Inguinal hernia:** Hernia in which a loop of intestine enters the inguinal canal; the most common type of hernia in males. **Inguinal canal:** In males it is the passage through which the testes descend into the scrotum and it contains the spermatic cord; in females it transmits the round ligament of the uterus. **Hydrocele:** Accumulation of serous fluid in a body sac. **Serous fluid:** Bodily fluids that are typically pale yellow and transparent, and of a benign nature, that fill the inside of body cavities.

Gender	2013		2014		2015		2016		2017	
	Cases	Avg Bill	Cases	Avg Bill	Cases	Avg Bill	Cases	Avg Bill	Cases	Avg Bill
Male	1,422	\$19,149	1,453	\$22,097	1,974	\$23,111	2,057	\$24,356	1,574	\$25,818
Female	301	\$17,140	286	\$19,969	352	\$19,753	422	\$22,124	361	\$23,941
Age Group	Cases	Avg Bill	Cases	Avg Bill	Cases	Avg Bill	Cases	Avg Bill	Cases	Avg Bill
0-17	333	\$15,715	322	\$16,801	410	\$17,488	421	\$19,317	419	\$20,255
18-35	175	\$18,598	229	\$21,075	231	\$22,061	279	\$23,698	204	\$25,781
36-49	354	\$19,259	349	\$24,139	451	\$24,084	498	\$25,109	347	\$27,351
50-64	425	\$19,868	448	\$22,845	689	\$24,716	666	\$25,760	511	\$27,102
65+	436	\$19,816	391	\$22,821	545	\$22,784	615	\$24,442	454	\$26,859
<b>Total</b>	<b>1,723</b>	<b>\$18,798</b>	<b>1,739</b>	<b>\$21,747</b>	<b>2,326</b>	<b>\$22,603</b>	<b>2,479</b>	<b>\$23,976</b>	<b>1,935</b>	<b>\$25,468</b>

Patient Discharges (Cases)



Average Billed Charges (Avg Bill)





County / Hospital	2013		2014		2015		2016		2017	
	Cases	Avg Bill	Cases	Avg Bill	Cases	Avg Bill	Cases	Avg Bill	Cases	Avg Bill
<b>Clark</b>										
Centennial Hills	17	\$31,028	46	\$30,524	58	\$33,614	72	\$36,658	55	\$38,302
Desert Springs	46	\$36,828	79	\$38,182	109	\$40,630	142	\$42,203	110	\$46,999
Henderson Hospital	0	\$0	0	\$0	0	\$0	1	\$50,399	24	\$42,164
Mountain View	0	\$0	0	\$0	263	\$20,292	184	\$21,892	212	\$24,521
North Vista	1	\$16,567	0	\$0	0	\$0	5	\$30,170	0	\$0
Southern Hills	0	\$0	0	\$0	117	\$17,510	102	\$17,203	62	\$18,342
Spring Valley	79	\$28,607	145	\$30,308	143	\$34,485	90	\$37,867	90	\$39,025
St. Rose-Rose de Lima	89	\$17,957	74	\$19,460	58	\$20,739	13	\$25,878	5	\$27,077
St. Rose-San Martin	101	\$19,529	77	\$21,773	64	\$23,242	74	\$27,861	53	\$28,683
St. Rose-Siena	297	\$17,787	328	\$19,248	267	\$22,410	366	\$28,945	207	\$29,653
Summerlin	358	\$23,815	385	\$25,242	369	\$27,373	305	\$28,855	202	\$29,876
Sunrise	0	\$0	0	\$0	190	\$19,183	222	\$21,149	228	\$22,504
UMC	69	\$9,201	13	\$9,516	7	\$12,586	45	\$13,666	18	\$13,401
Valley	124	\$26,097	145	\$28,499	144	\$30,079	170	\$32,894	144	\$35,387
<b>Total</b>	<b>1,181</b>	<b>\$21,802</b>	<b>1,292</b>	<b>\$24,937</b>	<b>1,789</b>	<b>\$25,452</b>	<b>1,791</b>	<b>\$28,319</b>	<b>1,410</b>	<b>\$30,094</b>
<b>Washoe</b>										
Carson Tahoe	0	\$0	0	\$0	75	\$9,976	264	\$10,036	185	\$10,299
Northern Nevada	46	\$18,949	69	\$20,074	63	\$21,476	40	\$24,413	36	\$26,010
Renown Regional	199	\$9,751	218	\$10,399	235	\$11,533	238	\$12,728	191	\$13,748
Renown S. Meadows	12	\$10,135	11	\$10,888	7	\$10,965	9	\$15,135	12	\$13,029
Saint Mary's	126	\$15,759	0	\$0	0	\$0	0	\$0	0	\$0
Sierra Surgery	0	\$0	0	\$0	0	\$0	0	\$0	0	\$0
<b>Total</b>	<b>383</b>	<b>\$12,844</b>	<b>298</b>	<b>\$12,657</b>	<b>380</b>	<b>\$12,864</b>	<b>551</b>	<b>\$12,326</b>	<b>424</b>	<b>\$13,264</b>
<b>Rural</b>										
Battle Mountain	0	\$0	0	\$0	0	\$0	0	\$0	0	\$0
Boulder City	0	\$0	0	\$0	1	\$7,031	4	\$6,834	1	\$8,845
Carson Valley	9	\$17,953	10	\$16,024	5	\$11,711	14	\$13,262	8	\$12,308
Churchill	35	\$10,695	44	\$10,474	50	\$10,511	38	\$11,291	31	\$10,383
Desert View	17	\$12,982	14	\$21,539	28	\$23,797	25	\$21,871	2	\$25,155
Grover C. Dils	0	\$0	0	\$0	0	\$0	0	\$0	0	\$0
Humboldt	30	\$9,662	17	\$10,879	20	\$10,751	11	\$12,840	12	\$15,452
Incline Village	0	\$0	0	\$0	0	\$0	0	\$0	0	\$0
Mesa View	0	\$0	0	\$0	0	\$0	0	\$0	0	\$0
Mount Grant	0	\$0	0	\$0	0	\$0	0	\$0	0	\$0
Northeastern	67	\$9,935	61	\$11,283	42	\$12,614	36	\$12,692	41	\$11,740
Nye	0	\$0	0	\$0	0	\$0	0	\$0	0	\$0
Pershing	0	\$0	0	\$0	0	\$0	0	\$0	0	\$0
South Lyon	0	\$0	0	\$0	0	\$0	0	\$0	0	\$0
William Bee Ririe	1	\$9,567	3	\$10,398	11	\$13,668	9	\$15,456	6	\$12,810
<b>Total</b>	<b>159</b>	<b>\$10,828</b>	<b>149</b>	<b>\$12,262</b>	<b>157</b>	<b>\$13,711</b>	<b>137</b>	<b>\$14,059</b>	<b>101</b>	<b>\$12,110</b>
<b>All Counties</b>	<b>1,723</b>	<b>\$18,798</b>	<b>1,739</b>	<b>\$21,747</b>	<b>2,326</b>	<b>\$22,603</b>	<b>2,479</b>	<b>\$23,976</b>	<b>1,935</b>	<b>\$25,468</b>

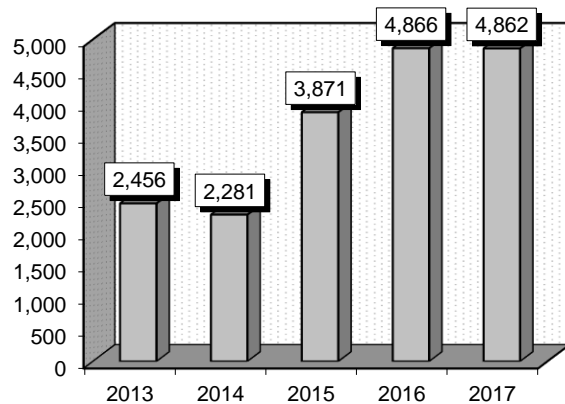
### Level II Laparoscopy (00146)

**Diagnoses:** that frequently accompanied Level II Laparoscopy were: 1) Calculus of gallbladder with other cholecystitis, without mention of obstruction (57410), 2) Chronic cholecystitis (57511), 3) Sterilization (V252), 4) Pelvic peritoneal adhesions, female (postoperative) (postinfection) (6146), 5) Peritoneal adhesions (postoperative) (postinfection) (5680), 6) Morbid obesity (27801), 7) Umbilical hernia without mention of obstruction or gangrene (5531), 8) Incisional hernia without mention of obstruction or gangrene (55321), 9) Benign neoplasm of ovary (220).

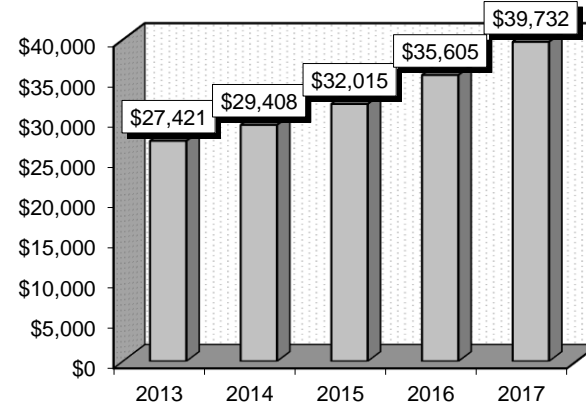
**Definitions: LEVEL:** Type of evidence used in the selection of certain courses of treatment. I - Randomized controlled trials, II - case-control studies, III - opinions of expert panels. **Cholecystitis:** Inflammation of the gallbladder. **Peritoneal adhesions:** Bands of fibrous tissue that join abdominal organs to each other or the abdominal wall. Adhesions develop rapidly after damage to the peritoneum during surgery, infection, trauma, or irradiation. **Gangrene:** Localized death and decomposition of body tissue, resulting from either obstructed circulation or bacterial infection.

Gender	2013		2014		2015		2016		2017	
	Cases	Avg Bill	Cases	Avg Bill	Cases	Avg Bill	Cases	Avg Bill	Cases	Avg Bill
Male	731	\$27,057	691	\$28,454	1,349	\$32,954	1,835	\$38,823	1,963	\$44,419
Female	1,725	\$27,576	1,590	\$29,823	2,522	\$31,512	3,031	\$33,656	2,899	\$36,558
Age Group	Cases	Avg Bill	Cases	Avg Bill	Cases	Avg Bill	Cases	Avg Bill	Cases	Avg Bill
0-17	115	\$21,495	157	\$22,771	191	\$23,675	247	\$25,002	225	\$27,664
18-35	675	\$24,696	586	\$27,260	970	\$29,742	1,218	\$32,577	1,221	\$35,270
36-49	725	\$28,063	640	\$29,892	1,135	\$32,584	1,288	\$35,466	1,331	\$40,250
50-64	560	\$29,687	552	\$31,014	909	\$34,176	1,246	\$39,486	1,237	\$43,442
65+	381	\$29,487	346	\$32,601	666	\$33,797	867	\$37,509	848	\$43,131
<b>Total</b>	<b>2,456</b>	<b>\$27,421</b>	<b>2,281</b>	<b>\$29,408</b>	<b>3,871</b>	<b>\$32,015</b>	<b>4,866</b>	<b>\$35,605</b>	<b>4,862</b>	<b>\$39,732</b>

Patient Discharges (Cases)



Average Billed Charges (Avg Bill)



County / Hospital	2013		2014		2015		2016		2017	
	Cases	Avg Bill	Cases	Avg Bill	Cases	Avg Bill	Cases	Avg Bill	Cases	Avg Bill
<b>Clark</b>										
Centennial Hills	118	\$38,210	211	\$39,647	306	\$39,865	356	\$45,439	349	\$46,996
Desert Springs	91	\$35,632	95	\$41,178	162	\$44,677	150	\$48,378	161	\$56,315
Henderson Hospital	0	\$0	0	\$0	0	\$0	2	\$39,377	148	\$46,407
Mountain View	0	\$0	0	\$0	553	\$31,512	639	\$34,534	693	\$38,305
North Vista	0	\$0	0	\$0	0	\$0	10	\$38,634	0	\$0
Southern Hills	0	\$0	0	\$0	251	\$25,375	223	\$27,416	180	\$30,288
Spring Valley	161	\$34,351	227	\$38,235	269	\$40,046	282	\$42,661	360	\$48,969
St. Rose-Rose de Lima	78	\$26,101	60	\$30,462	46	\$30,399	26	\$36,612	22	\$36,740
St. Rose-San Martin	75	\$35,925	91	\$34,583	99	\$45,035	116	\$47,610	138	\$43,388
St. Rose-Siena	185	\$30,113	165	\$29,418	151	\$30,814	158	\$40,978	206	\$52,653
Summerlin	482	\$36,272	448	\$37,545	472	\$38,497	669	\$46,176	582	\$50,706
Sunrise	0	\$0	0	\$0	432	\$36,647	531	\$38,635	423	\$40,617
UMC	106	\$20,458	52	\$17,399	21	\$32,135	71	\$24,961	62	\$23,503
Valley	183	\$28,382	164	\$30,426	233	\$33,775	332	\$45,709	369	\$49,916
<b>Total</b>	<b>1,479</b>	<b>\$32,744</b>	<b>1,513</b>	<b>\$35,360</b>	<b>2,995</b>	<b>\$35,746</b>	<b>3,565</b>	<b>\$40,789</b>	<b>3,693</b>	<b>\$44,997</b>
<b>Washoe</b>										
Carson Tahoe	0	\$0	0	\$0	87	\$17,304	417	\$18,433	292	\$18,276
Northern Nevada	80	\$23,359	122	\$25,988	119	\$28,610	230	\$37,492	227	\$40,894
Renown Regional	249	\$14,432	331	\$16,012	357	\$18,670	416	\$18,190	415	\$20,200
Renown S. Meadows	66	\$12,377	88	\$15,131	76	\$16,046	36	\$17,923	39	\$18,953
Saint Mary's	374	\$25,335	0	\$0	0	\$0	0	\$0	0	\$0
Sierra Surgery	0	\$0	0	\$0	0	\$0	0	\$0	0	\$0
<b>Total</b>	<b>769</b>	<b>\$20,487</b>	<b>541</b>	<b>\$18,118</b>	<b>639</b>	<b>\$20,023</b>	<b>1,099</b>	<b>\$22,313</b>	<b>973</b>	<b>\$24,400</b>
<b>Rural</b>										
Battle Mountain	0	\$0	0	\$0	0	\$0	0	\$0	0	\$0
Boulder City	0	\$0	0	\$0	1	\$10,776	0	\$0	0	\$0
Carson Valley	54	\$18,555	43	\$16,101	55	\$16,221	73	\$14,793	65	\$15,306
Churchill	94	\$14,691	120	\$16,547	102	\$15,842	74	\$16,390	57	\$15,860
Desert View	0	\$0	2	\$34,996	6	\$30,198	2	\$28,997	0	\$0
Grover C. Dils	0	\$0	0	\$0	0	\$0	0	\$0	0	\$0
Humboldt	29	\$14,447	40	\$16,938	48	\$18,094	43	\$17,801	48	\$19,396
Incline Village	0	\$0	0	\$0	0	\$0	0	\$0	0	\$0
Mesa View	0	\$0	0	\$0	0	\$0	0	\$0	0	\$0
Mount Grant	0	\$0	0	\$0	0	\$0	0	\$0	0	\$0
Northeastern	31	\$11,682	19	\$15,025	24	\$20,131	8	\$18,024	21	\$15,041
Nye	0	\$0	0	\$0	0	\$0	0	\$0	0	\$0
Pershing	0	\$0	0	\$0	0	\$0	0	\$0	0	\$0
South Lyon	0	\$0	0	\$0	0	\$0	0	\$0	0	\$0
William Bee Ririe	0	\$0	3	\$22,552	1	\$22,480	2	\$29,061	5	\$22,856
<b>Total</b>	<b>208</b>	<b>\$15,212</b>	<b>227</b>	<b>\$16,646</b>	<b>237</b>	<b>\$17,190</b>	<b>202</b>	<b>\$16,428</b>	<b>196</b>	<b>\$16,633</b>
<b>All Counties</b>	<b>2,456</b>	<b>\$27,421</b>	<b>2,281</b>	<b>\$29,408</b>	<b>3,871</b>	<b>\$32,015</b>	<b>4,866</b>	<b>\$35,605</b>	<b>4,862</b>	<b>\$39,732</b>

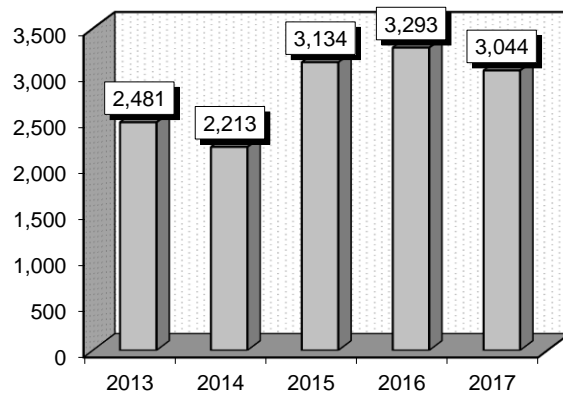
### Level III Laparoscopy (00147)

**Diagnoses:** that frequently accompanied Level III Laparoscopy were: 1) Calculus of gallbladder with other cholecystitis, without mention of obstruction (57410), 2) Endometriosis of uterus (6170), 3) Morbid obesity (27801), 4) Leiomyoma of uterus, unspecified (2189), 5) Cervicitis and endocervicitis (6160), 6) Dysmenorrhea (6253), 7) Subserous leiomyoma of uterus (2182), 8) Dyspareunia (6250).

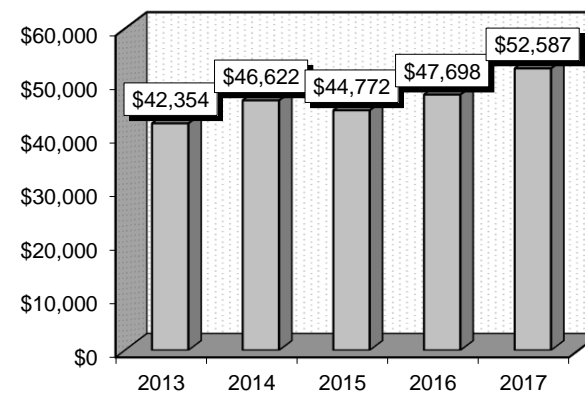
**Definitions:** **Endometriosis:** A condition in which bits of the tissue similar to the lining of the uterus (endometrium) grow in other parts of the body. Like the uterine lining, this tissue builds up and sheds in response to monthly hormonal cycles. However, there is no natural outlet for the blood discarded from these implants. Instead, it falls onto surrounding organs, causing swelling and inflammation. **Leiomyoma:** A benign smooth-muscle tumor occurring most commonly in the uterus, stomach, esophagus, or small intestine. **Cervicitis:** Inflammation of the cervix. **Endocervicitis:** Inflammation of the mucous lining of the uterine cervix. **Dysmenorrhea:** Painful menstruation, typically involving abdominal cramps. **Dyspareunia:** Persistent or recurrent genital pain that occurs just before, during or after intercourse.

Gender	2013		2014		2015		2016		2017	
	Cases	Avg Bill	Cases	Avg Bill	Cases	Avg Bill	Cases	Avg Bill	Cases	Avg Bill
Male	192	\$42,301	161	\$45,775	284	\$41,268	305	\$43,823	245	\$50,158
Female	2,289	\$42,359	2,052	\$46,688	2,850	\$45,121	2,988	\$48,093	2,799	\$52,800
Age Group	Cases	Avg Bill	Cases	Avg Bill	Cases	Avg Bill	Cases	Avg Bill	Cases	Avg Bill
0-17	26	\$30,651	12	\$35,733	31	\$38,712	24	\$34,640	26	\$36,365
18-35	727	\$36,657	612	\$40,970	831	\$40,215	846	\$42,276	823	\$48,425
36-49	1,044	\$44,099	992	\$47,876	1,310	\$47,351	1,387	\$50,521	1,327	\$54,847
50-64	450	\$45,521	399	\$48,405	644	\$45,095	704	\$49,059	606	\$55,004
65+	234	\$47,483	198	\$54,869	318	\$45,990	332	\$47,778	262	\$50,236
<b>Total</b>	<b>2,481</b>	<b>\$42,354</b>	<b>2,213</b>	<b>\$46,622</b>	<b>3,134</b>	<b>\$44,772</b>	<b>3,293</b>	<b>\$47,698</b>	<b>3,044</b>	<b>\$52,587</b>

Patient Discharges (Cases)



Average Billed Charges (Avg Bill)



County / Hospital	2013		2014		2015		2016		2017	
	Cases	Avg Bill	Cases	Avg Bill	Cases	Avg Bill	Cases	Avg Bill	Cases	Avg Bill
<b>Clark</b>										
Centennial Hills	216	\$39,370	263	\$44,953	275	\$45,753	294	\$49,742	251	\$52,901
Desert Springs	228	\$59,076	179	\$61,194	145	\$55,162	129	\$54,420	155	\$59,842
Henderson Hospital	0	\$0	0	\$0	0	\$0	1	\$32,329	118	\$67,566
Mountain View	0	\$0	0	\$0	472	\$38,363	390	\$40,094	406	\$48,080
North Vista	0	\$0	0	\$0	0	\$0	8	\$44,304	0	\$0
Southern Hills	0	\$0	0	\$0	111	\$32,064	86	\$37,564	57	\$39,500
Spring Valley	427	\$48,582	494	\$48,245	309	\$47,759	169	\$51,159	168	\$57,184
St. Rose-Rose de Lima	92	\$39,397	25	\$44,719	33	\$46,752	23	\$53,742	26	\$54,816
St. Rose-San Martin	117	\$39,573	140	\$43,682	148	\$52,072	179	\$56,226	128	\$55,535
St. Rose-Siena	378	\$41,288	316	\$46,343	291	\$44,150	330	\$51,857	221	\$51,973
Summerlin	511	\$45,396	513	\$51,444	628	\$53,843	733	\$58,842	649	\$61,667
Sunrise	0	\$0	0	\$0	348	\$44,036	399	\$45,910	296	\$58,732
UMC	17	\$25,071	0	\$0	1	\$30,472	5	\$39,953	12	\$28,262
Valley	72	\$37,960	62	\$36,239	130	\$36,942	183	\$39,629	212	\$45,721
<b>Total</b>	<b>2,058</b>	<b>\$45,158</b>	<b>1,992</b>	<b>\$48,757</b>	<b>2,891</b>	<b>\$46,030</b>	<b>2,929</b>	<b>\$50,140</b>	<b>2,699</b>	<b>\$55,341</b>
<b>Washoe</b>										
Carson Tahoe	0	\$0	0	\$0	44	\$22,102	129	\$23,280	125	\$22,641
Northern Nevada	23	\$45,336	36	\$48,813	49	\$48,593	67	\$49,750	78	\$57,297
Renown Regional	82	\$22,148	71	\$24,380	64	\$27,009	78	\$26,201	90	\$26,769
Renown S. Meadows	17	\$23,255	9	\$20,669	3	\$32,733	3	\$23,959	1	\$27,614
Saint Mary's	148	\$37,807	0	\$0	0	\$0	0	\$0	0	\$0
Sierra Surgery	0	\$0	0	\$0	0	\$0	0	\$0	0	\$0
<b>Total</b>	<b>270</b>	<b>\$32,776</b>	<b>116</b>	<b>\$31,675</b>	<b>160</b>	<b>\$32,377</b>	<b>277</b>	<b>\$30,512</b>	<b>294</b>	<b>\$33,116</b>
<b>Rural</b>										
Battle Mountain	0	\$0	0	\$0	0	\$0	0	\$0	0	\$0
Boulder City	0	\$0	0	\$0	0	\$0	0	\$0	0	\$0
Carson Valley	7	\$18,593	4	\$18,891	3	\$14,057	6	\$18,897	7	\$16,466
Churchill	24	\$21,938	30	\$25,655	3	\$27,355	9	\$19,919	5	\$15,512
Desert View	5	\$24,519	6	\$33,488	15	\$32,883	21	\$30,806	0	\$0
Grover C. Dils	0	\$0	0	\$0	0	\$0	0	\$0	0	\$0
Humboldt	1	\$18,921	1	\$43,462	1	\$18,355	0	\$0	0	\$0
Incline Village	0	\$0	0	\$0	0	\$0	0	\$0	0	\$0
Mesa View	0	\$0	0	\$0	0	\$0	0	\$0	0	\$0
Mount Grant	0	\$0	0	\$0	0	\$0	0	\$0	0	\$0
Northeastern	116	\$21,535	63	\$20,134	60	\$23,346	47	\$15,246	37	\$19,243
Nye	0	\$0	0	\$0	0	\$0	0	\$0	0	\$0
Pershing	0	\$0	0	\$0	0	\$0	0	\$0	0	\$0
South Lyon	0	\$0	0	\$0	0	\$0	0	\$0	0	\$0
William Bee Ririe	0	\$0	1	\$16,677	1	\$24,876	4	\$25,384	2	\$35,248
<b>Total</b>	<b>153</b>	<b>\$21,544</b>	<b>105</b>	<b>\$22,616</b>	<b>83</b>	<b>\$24,837</b>	<b>87</b>	<b>\$20,203</b>	<b>51</b>	<b>\$19,124</b>
<b>All Counties</b>	<b>2,481</b>	<b>\$42,354</b>	<b>2,213</b>	<b>\$46,622</b>	<b>3,134</b>	<b>\$44,772</b>	<b>3,293</b>	<b>\$47,698</b>	<b>3,044</b>	<b>\$52,587</b>

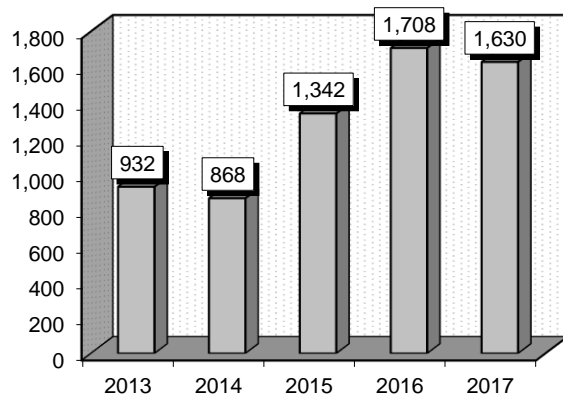
### Level I Bladder And Kidney Procedures (00163)

**Diagnoses:** that frequently accompanied Level I Bladder And Kidney Procedures were: 1) Diabetes mellitus without mention of complication, type II or unspecified type, not stated as uncontrolled (25000), 2) Hydronephrosis (591), 3) Malignant neoplasm of bladder, part unspecified (1889), 4) Malignant neoplasm of lateral wall of urinary bladder (1882), 5) Calculus of ureter (5921), 6) Urethral stricture, unspecified (5989), 7) Personal history of malignant neoplasm of prostate (V1046), 8) Gross hematuria (59971), 9) Calculus of kidney (5920).

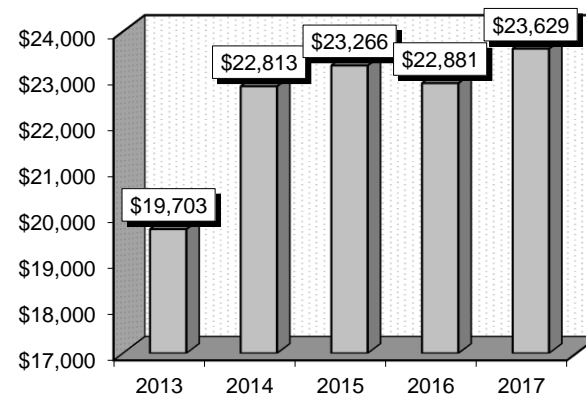
**Definitions: LEVEL:** Type of evidence used in the selection of certain courses of treatment. I - Randomized controlled trials, II - case-control studies, III - opinions of expert panels. **Hydronephrosis:** The swelling of the kidneys when urine flow is obstructed in any of part of the urinary tract. **Neoplasm:** An abnormal tissue that grows by cellular proliferation more rapidly than normal and continues to grow after the stimuli that initiated the new growth cease. Neoplasms show partial or complete lack of structural organization and functional coordination with the normal tissue, and usually form a distinct mass of tissue that may be either benign (benign tumor) or malignant (cancer). **Hematuria:** The presence of blood in urine. **Calculus of kidney:** (AKA kidney stones) Small, hard mineral deposits that form inside your kidneys. The stones are made of mineral and acid salts.

Gender	2013		2014		2015		2016		2017	
	Cases	Avg Bill	Cases	Avg Bill	Cases	Avg Bill	Cases	Avg Bill	Cases	Avg Bill
Male	560	\$20,026	538	\$23,258	809	\$23,767	950	\$22,753	903	\$24,407
Female	372	\$19,218	330	\$22,086	533	\$22,506	758	\$23,041	727	\$22,662
Age Group	Cases	Avg Bill	Cases	Avg Bill	Cases	Avg Bill	Cases	Avg Bill	Cases	Avg Bill
0-17	39	\$18,213	45	\$18,778	71	\$19,205	82	\$19,077	70	\$19,017
18-35	42	\$18,074	41	\$26,508	75	\$25,066	80	\$25,525	80	\$22,232
36-49	86	\$19,298	78	\$23,534	129	\$25,968	187	\$25,266	136	\$28,270
50-64	210	\$18,975	205	\$21,503	282	\$23,153	385	\$23,737	359	\$24,769
65+	555	\$20,269	499	\$23,298	785	\$23,058	974	\$22,188	985	\$23,014
<b>Total</b>	<b>932</b>	<b>\$19,703</b>	<b>868</b>	<b>\$22,813</b>	<b>1,342</b>	<b>\$23,266</b>	<b>1,708</b>	<b>\$22,881</b>	<b>1,630</b>	<b>\$23,629</b>

Patient Discharges (Cases)



Average Billed Charges (Avg Bill)



County / Hospital	2013		2014		2015		2016		2017	
	Cases	Avg Bill	Cases	Avg Bill	Cases	Avg Bill	Cases	Avg Bill	Cases	Avg Bill
<b>Clark</b>										
Centennial Hills	5	\$29,387	8	\$26,412	28	\$29,682	50	\$31,020	36	\$34,424
Desert Springs	25	\$33,023	32	\$32,692	48	\$36,891	93	\$38,686	49	\$41,197
Henderson Hospital	0	\$0	0	\$0	0	\$0	0	\$0	39	\$30,434
Mountain View	0	\$0	0	\$0	103	\$14,830	110	\$17,790	98	\$18,952
North Vista	0	\$0	0	\$0	0	\$0	0	\$0	2	\$4,003
Southern Hills	0	\$0	0	\$0	59	\$14,468	64	\$15,850	118	\$19,079
Spring Valley	91	\$25,403	105	\$27,711	170	\$30,367	197	\$32,308	136	\$36,961
St. Rose-Rose de Lima	0	\$0	1	\$12,191	2	\$20,984	1	\$7,551	11	\$9,185
St. Rose-San Martin	51	\$16,092	61	\$22,934	65	\$19,015	56	\$24,069	30	\$23,408
St. Rose-Siena	223	\$15,907	138	\$16,390	137	\$18,724	152	\$21,796	119	\$23,494
Summerlin	259	\$24,651	307	\$26,537	317	\$29,130	303	\$25,558	300	\$28,336
Sunrise	0	\$0	0	\$0	225	\$21,079	278	\$22,097	286	\$22,339
UMC	56	\$8,931	13	\$9,439	5	\$9,467	56	\$12,786	51	\$13,276
Valley	87	\$24,092	112	\$23,747	72	\$26,059	69	\$24,593	57	\$23,799
<b>Total</b>	<b>797</b>	<b>\$20,869</b>	<b>777</b>	<b>\$24,156</b>	<b>1,231</b>	<b>\$24,280</b>	<b>1,429</b>	<b>\$24,810</b>	<b>1,332</b>	<b>\$25,609</b>
<b>Washoe</b>										
Carson Tahoe	2	\$20,461	2	\$8,352	31	\$11,204	169	\$11,898	173	\$11,770
Northern Nevada	0	\$0	1	\$19,166	0	\$0	22	\$23,702	40	\$26,255
Renown Regional	39	\$10,249	39	\$11,427	47	\$11,995	54	\$13,841	57	\$15,845
Renown S. Meadows	2	\$7,833	0	\$0	1	\$17,133	1	\$10,504	6	\$11,984
Saint Mary's	63	\$15,548	13	\$8,892	9	\$9,645	8	\$4,895	5	\$27,222
Sierra Surgery	0	\$0	0	\$0	0	\$0	0	\$0	0	\$0
<b>Total</b>	<b>106</b>	<b>\$13,545</b>	<b>55</b>	<b>\$10,856</b>	<b>88</b>	<b>\$11,535</b>	<b>254</b>	<b>\$13,107</b>	<b>281</b>	<b>\$14,938</b>
<b>Rural</b>										
Battle Mountain	0	\$0	0	\$0	0	\$0	0	\$0	0	\$0
Boulder City	0	\$0	0	\$0	0	\$0	0	\$0	0	\$0
Carson Valley	0	\$0	0	\$0	1	\$8,592	0	\$0	0	\$0
Churchill	1	\$7,725	0	\$0	0	\$0	0	\$0	0	\$0
Desert View	0	\$0	0	\$0	0	\$0	0	\$0	0	\$0
Grover C. Dils	0	\$0	0	\$0	0	\$0	0	\$0	0	\$0
Humboldt	0	\$0	0	\$0	0	\$0	0	\$0	0	\$0
Incline Village	0	\$0	0	\$0	0	\$0	0	\$0	0	\$0
Mesa View	0	\$0	0	\$0	0	\$0	0	\$0	0	\$0
Mount Grant	0	\$0	0	\$0	0	\$0	0	\$0	0	\$0
Northeastern	20	\$13,005	29	\$13,064	14	\$17,414	12	\$15,082	10	\$14,264
Nye	0	\$0	0	\$0	0	\$0	0	\$0	0	\$0
Pershing	0	\$0	0	\$0	0	\$0	0	\$0	0	\$0
South Lyon	0	\$0	0	\$0	0	\$0	0	\$0	0	\$0
William Bee Ririe	8	\$3,349	7	\$8,012	8	\$8,350	13	\$9,011	7	\$9,187
<b>Total</b>	<b>29</b>	<b>\$10,159</b>	<b>36</b>	<b>\$12,082</b>	<b>23</b>	<b>\$13,878</b>	<b>25</b>	<b>\$11,925</b>	<b>17</b>	<b>\$12,173</b>
<b>All Counties</b>	<b>932</b>	<b>\$19,703</b>	<b>868</b>	<b>\$22,813</b>	<b>1,342</b>	<b>\$23,266</b>	<b>1,708</b>	<b>\$22,881</b>	<b>1,630</b>	<b>\$23,629</b>

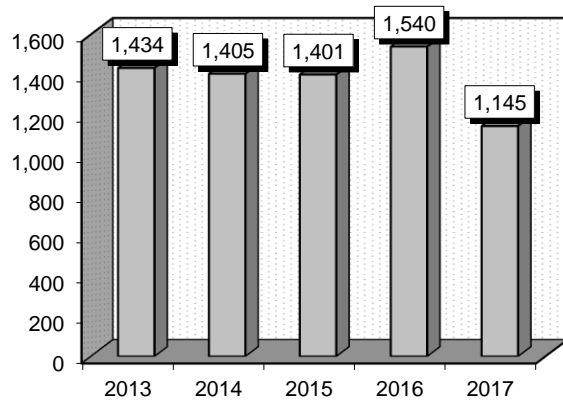
### Cataract Procedures (00233)

**Diagnoses:** that frequently accompanied Cataract Procedures were: 1) Other and combined forms of senile cataract (36619), 2) Senile nuclear sclerosis (36616), 3) Unspecified cataract (3669), 4) Senile cataract, unspecified (36610), 5) Diabetes mellitus without mention of complication, type II or unspecified type, not stated as uncontrolled (25000), 6) Other cataract (3668), 7) Other and unspecified hyperlipidemia (2724), 8) Posterior subcapsular polar senile cataract (36614).

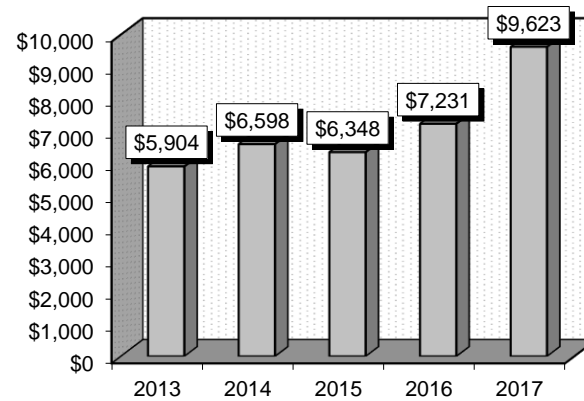
**Definitions:** **Senile cataract:** Age-related, vision-impairing disease characterized by gradual, progressive thickening of the lens of the eye. **Nuclear sclerosis:** An increase in the refractive index of the eye's crystalline lens, which culminates in the development of nuclear cataracts. **Hyperlipidemia:** An abnormally high concentration of fats or lipids in the blood.

Gender	2013		2014		2015		2016		2017	
	Cases	Avg Bill	Cases	Avg Bill	Cases	Avg Bill	Cases	Avg Bill	Cases	Avg Bill
Male	559	\$5,968	565	\$6,769	563	\$6,627	628	\$7,766	504	\$9,766
Female	875	\$5,863	840	\$6,483	838	\$6,161	912	\$6,862	641	\$9,511
Age Group	Cases	Avg Bill	Cases	Avg Bill	Cases	Avg Bill	Cases	Avg Bill	Cases	Avg Bill
0-17	8	\$15,858	7	\$16,286	5	\$17,185	5	\$11,746	2	\$18,728
18-35	2	\$5,563	8	\$9,551	5	\$11,543	5	\$12,750	7	\$16,808
36-49	20	\$6,896	12	\$8,442	34	\$5,775	28	\$8,505	22	\$10,872
50-64	333	\$5,718	280	\$6,612	281	\$6,286	355	\$6,997	243	\$10,119
65+	1,071	\$5,870	1,098	\$6,491	1,076	\$6,309	1,147	\$7,228	871	\$9,374
<b>Total</b>	<b>1,434</b>	<b>\$5,904</b>	<b>1,405</b>	<b>\$6,598</b>	<b>1,401</b>	<b>\$6,348</b>	<b>1,540</b>	<b>\$7,231</b>	<b>1,145</b>	<b>\$9,623</b>

Patient Discharges (Cases)



Average Billed Charges (Avg Bill)





County / Hospital	2013		2014		2015		2016		2017	
	Cases	Avg Bill	Cases	Avg Bill	Cases	Avg Bill	Cases	Avg Bill	Cases	Avg Bill
<b>Clark</b>										
Centennial Hills	0	\$0	0	\$0	0	\$0	0	\$0	0	\$0
Desert Springs	0	\$0	0	\$0	0	\$0	0	\$0	0	\$0
Henderson Hospital	0	\$0	0	\$0	0	\$0	0	\$0	0	\$0
Mountain View	0	\$0	0	\$0	0	\$0	0	\$0	0	\$0
North Vista	0	\$0	0	\$0	0	\$0	0	\$0	0	\$0
Southern Hills	0	\$0	0	\$0	0	\$0	0	\$0	0	\$0
Spring Valley	0	\$0	0	\$0	0	\$0	0	\$0	0	\$0
St. Rose-Rose de Lima	0	\$0	0	\$0	0	\$0	0	\$0	0	\$0
St. Rose-San Martin	0	\$0	0	\$0	0	\$0	0	\$0	0	\$0
St. Rose-Siena	0	\$0	0	\$0	0	\$0	0	\$0	0	\$0
Summerlin	2	\$28,147	2	\$25,764	0	\$0	2	\$37,547	14	\$36,379
Sunrise	0	\$0	0	\$0	0	\$0	3	\$47,419	5	\$40,857
UMC	0	\$0	0	\$0	0	\$0	0	\$0	0	\$0
Valley	0	\$0	0	\$0	0	\$0	0	\$0	0	\$0
<b>Total</b>	<b>2</b>	<b>\$28,147</b>	<b>2</b>	<b>\$25,764</b>	<b>0</b>	<b>\$0</b>	<b>5</b>	<b>\$43,470</b>	<b>19</b>	<b>\$37,557</b>
<b>Washoe</b>										
Carson Tahoe	0	\$0	0	\$0	0	\$0	0	\$0	0	\$0
Northern Nevada	0	\$0	0	\$0	1	\$20,464	11	\$24,618	4	\$29,791
Renown Regional	243	\$6,536	304	\$7,243	219	\$7,302	194	\$8,033	449	\$10,094
Renown S. Meadows	989	\$5,481	929	\$6,040	849	\$5,327	709	\$5,718	91	\$8,058
Saint Mary's	0	\$0	0	\$0	0	\$0	0	\$0	0	\$0
Sierra Surgery	0	\$0	0	\$0	0	\$0	0	\$0	0	\$0
<b>Total</b>	<b>1,232</b>	<b>\$5,689</b>	<b>1,233</b>	<b>\$6,337</b>	<b>1,069</b>	<b>\$5,746</b>	<b>914</b>	<b>\$6,437</b>	<b>544</b>	<b>\$9,898</b>
<b>Rural</b>										
Battle Mountain	0	\$0	0	\$0	0	\$0	0	\$0	0	\$0
Boulder City	0	\$0	0	\$0	0	\$0	0	\$0	0	\$0
Carson Valley	0	\$0	0	\$0	0	\$0	0	\$0	0	\$0
Churchill	0	\$0	0	\$0	0	\$0	62	\$7,029	110	\$7,397
Desert View	23	\$8,066	49	\$12,891	95	\$12,973	103	\$13,421	111	\$13,294
Grover C. Dils	0	\$0	0	\$0	0	\$0	0	\$0	0	\$0
Humboldt	61	\$5,474	66	\$6,210	62	\$6,321	66	\$6,445	46	\$6,471
Incline Village	0	\$0	0	\$0	0	\$0	0	\$0	0	\$0
Mesa View	0	\$0	0	\$0	0	\$0	0	\$0	0	\$0
Mount Grant	49	\$4,672	31	\$4,413	30	\$4,209	40	\$4,530	32	\$5,218
Northeastern	20	\$8,573	0	\$0	143	\$6,802	313	\$7,322	258	\$7,552
Nye	0	\$0	0	\$0	0	\$0	0	\$0	0	\$0
Pershing	0	\$0	0	\$0	0	\$0	0	\$0	0	\$0
South Lyon	0	\$0	0	\$0	0	\$0	0	\$0	0	\$0
William Bee Ririe	47	\$10,259	24	\$9,465	2	\$14,278	37	\$8,598	25	\$8,717
<b>Total</b>	<b>200</b>	<b>\$7,010</b>	<b>170</b>	<b>\$8,267</b>	<b>332</b>	<b>\$8,289</b>	<b>621</b>	<b>\$8,107</b>	<b>582</b>	<b>\$8,454</b>
<b>All Counties</b>	<b>1,434</b>	<b>\$5,904</b>	<b>1,405</b>	<b>\$6,598</b>	<b>1,401</b>	<b>\$6,348</b>	<b>1,540</b>	<b>\$7,231</b>	<b>1,145</b>	<b>\$9,623</b>

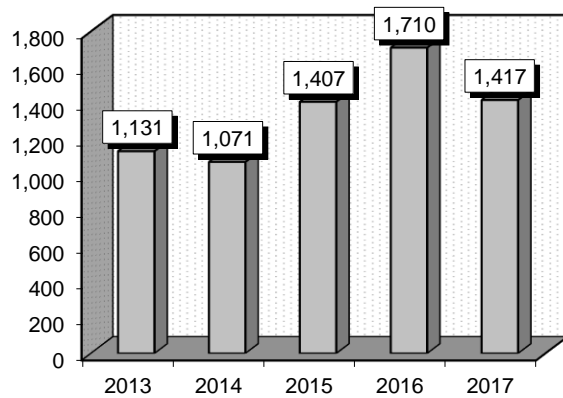
### Level I Facial And Ent Procedures (00252)

**Diagnoses:** that frequently accompanied Level I Facial And Ent Procedures were: 1) Dental caries, unspecified (52100), 2) Periapical abscess without sinus (5225), 3) Unspecified otitis media (3829), 4) Dysfunction of Eustachian tube (38181), 5) Closed fracture of nasal bones (8020), 6) Asthma, unspecified type, unspecified (49390), 7) Conductive hearing loss, unspecified (38900), 8) Hypertrophy of nasal turbinates (4780), 9) Deviated nasal septum (470).

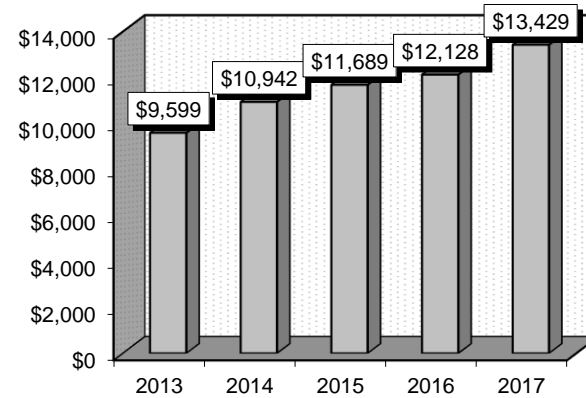
**Definitions:** **ENT:** Ear, Nose, Throat. **Carie:** Decay of a bone or tooth, especially dental caries; cavity. **Periapical abscess:** Inflammation with pus in the tissues surrounding the apex of a tooth. **Otitis media:** An inflammation or infection of the middle ear, common in early childhood. **Eustachian tube:** The narrow channel that connects the middle ear with the nasopharynx; it serves to equalize pressure on either side of the tympanic membrane (eardrum). **Pharynx:** The upper expanded portion of the digestive tube, between the esophagus below and the mouth and nasal cavities above and in front.

Gender	2013		2014		2015		2016		2017	
	Cases	Avg Bill	Cases	Avg Bill	Cases	Avg Bill	Cases	Avg Bill	Cases	Avg Bill
Male	634	\$9,546	616	\$10,865	792	\$11,125	983	\$11,796	766	\$13,085
Female	497	\$9,668	455	\$11,048	615	\$12,415	727	\$12,578	651	\$13,834
Age Group	Cases	Avg Bill	Cases	Avg Bill	Cases	Avg Bill	Cases	Avg Bill	Cases	Avg Bill
0-17	932	\$8,698	861	\$9,690	1,032	\$9,851	1,268	\$10,161	992	\$11,659
18-35	53	\$11,572	64	\$14,049	105	\$15,834	113	\$15,424	134	\$15,714
36-49	45	\$13,536	48	\$15,731	80	\$18,010	98	\$18,252	82	\$19,845
50-64	50	\$14,620	45	\$19,937	95	\$15,443	123	\$17,775	127	\$17,698
65+	51	\$15,633	53	\$15,558	95	\$17,998	108	\$19,783	82	\$18,089
<b>Total</b>	<b>1,131</b>	<b>\$9,599</b>	<b>1,071</b>	<b>\$10,942</b>	<b>1,407</b>	<b>\$11,689</b>	<b>1,710</b>	<b>\$12,128</b>	<b>1,417</b>	<b>\$13,429</b>

Patient Discharges (Cases)



Average Billed Charges (Avg Bill)



County / Hospital	2013		2014		2015		2016		2017	
	Cases	Avg Bill	Cases	Avg Bill	Cases	Avg Bill	Cases	Avg Bill	Cases	Avg Bill
<b>Clark</b>										
Centennial Hills	41	\$22,161	33	\$28,128	12	\$26,161	12	\$34,044	11	\$35,250
Desert Springs	5	\$27,186	10	\$27,702	14	\$27,542	7	\$33,740	3	\$35,897
Henderson Hospital	0	\$0	0	\$0	0	\$0	1	\$28,948	4	\$34,885
Mountain View	0	\$0	0	\$0	13	\$25,797	21	\$26,224	20	\$21,835
North Vista	0	\$0	0	\$0	0	\$0	0	\$0	0	\$0
Southern Hills	0	\$0	0	\$0	82	\$14,005	125	\$14,409	127	\$13,906
Spring Valley	16	\$21,134	29	\$24,034	16	\$28,272	3	\$29,873	5	\$31,854
St. Rose-Rose de Lima	2	\$17,880	2	\$26,405	1	\$25,967	0	\$0	0	\$0
St. Rose-San Martin	45	\$13,840	57	\$15,716	82	\$16,247	62	\$16,328	3	\$23,743
St. Rose-Siena	151	\$12,358	119	\$15,757	131	\$13,814	175	\$16,381	142	\$17,944
Summerlin	51	\$19,416	58	\$19,989	64	\$21,781	58	\$23,000	65	\$25,306
Sunrise	0	\$0	0	\$0	111	\$16,249	102	\$17,652	122	\$21,038
UMC	56	\$6,986	31	\$7,249	43	\$10,320	129	\$11,403	101	\$10,229
Valley	1	\$20,786	2	\$26,224	5	\$27,068	4	\$35,733	5	\$29,383
<b>Total</b>	<b>368</b>	<b>\$14,428</b>	<b>341</b>	<b>\$18,072</b>	<b>574</b>	<b>\$16,690</b>	<b>699</b>	<b>\$16,799</b>	<b>608</b>	<b>\$18,105</b>
<b>Washoe</b>										
Carson Tahoe	0	\$0	0	\$0	50	\$7,122	202	\$6,743	185	\$7,227
Northern Nevada	18	\$11,447	22	\$11,443	14	\$12,922	23	\$14,579	11	\$17,265
Renown Regional	323	\$6,752	377	\$7,480	444	\$7,853	425	\$8,353	361	\$10,589
Renown S. Meadows	131	\$7,949	133	\$8,142	93	\$8,544	115	\$10,434	37	\$10,608
Saint Mary's	44	\$11,330	0	\$0	0	\$0	0	\$0	0	\$0
Sierra Surgery	0	\$0	0	\$0	0	\$0	0	\$0	0	\$0
<b>Total</b>	<b>516</b>	<b>\$7,610</b>	<b>532</b>	<b>\$7,809</b>	<b>601</b>	<b>\$8,017</b>	<b>765</b>	<b>\$8,428</b>	<b>594</b>	<b>\$9,667</b>
<b>Rural</b>										
Battle Mountain	0	\$0	0	\$0	0	\$0	0	\$0	0	\$0
Boulder City	0	\$0	0	\$0	0	\$0	0	\$0	0	\$0
Carson Valley	7	\$7,886	2	\$4,359	8	\$11,093	4	\$8,834	6	\$10,344
Churchill	10	\$6,037	11	\$5,916	10	\$6,292	39	\$11,257	26	\$11,490
Desert View	0	\$0	0	\$0	0	\$0	0	\$0	0	\$0
Grover C. Dils	0	\$0	0	\$0	0	\$0	0	\$0	0	\$0
Humboldt	0	\$0	0	\$0	0	\$0	0	\$0	2	\$9,337
Incline Village	0	\$0	0	\$0	0	\$0	0	\$0	0	\$0
Mesa View	0	\$0	0	\$0	0	\$0	0	\$0	0	\$0
Mount Grant	0	\$0	0	\$0	0	\$0	0	\$0	0	\$0
Northeastern	229	\$6,535	185	\$7,182	214	\$8,863	203	\$10,222	181	\$10,497
Nye	0	\$0	0	\$0	0	\$0	0	\$0	0	\$0
Pershing	0	\$0	0	\$0	0	\$0	0	\$0	0	\$0
South Lyon	0	\$0	0	\$0	0	\$0	0	\$0	0	\$0
William Bee Ririe	1	\$8,590	0	\$0	0	\$0	0	\$0	0	\$0
<b>Total</b>	<b>247</b>	<b>\$6,561</b>	<b>198</b>	<b>\$7,083</b>	<b>232</b>	<b>\$8,829</b>	<b>246</b>	<b>\$10,364</b>	<b>215</b>	<b>\$10,602</b>
<b>All Counties</b>	<b>1,131</b>	<b>\$9,599</b>	<b>1,071</b>	<b>\$10,942</b>	<b>1,407</b>	<b>\$11,689</b>	<b>1,710</b>	<b>\$12,128</b>	<b>1,417</b>	<b>\$13,429</b>

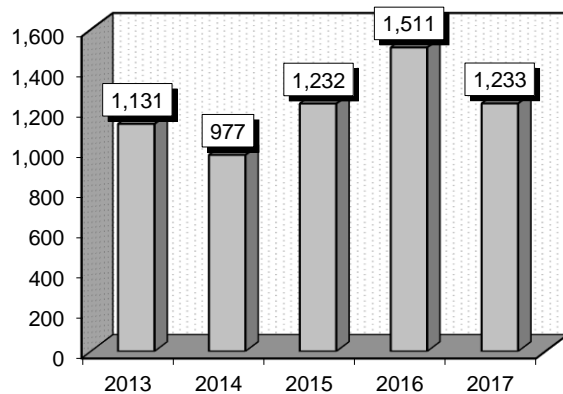
### Tonsil And Adenoid Procedures (00256)

**Diagnoses:** that frequently accompanied Tonsil And Adenoid Procedures were: 1) Hypertrophy of tonsil with adenoids (47410), 2) Chronic tonsillitis (47400), 3) Obstructive sleep apnea (adult)(pediatric) (32723), 4) Hypertrophy of adenoids alone (47412), 5) Unspecified otitis media (3829), 6) Acute tonsillitis (463), 7) Hypertrophy of nasal turbinates (4780), 8) Chronic serous otitis media, simple or unspecified (38110), 9) Chronic adenoiditis (47401), 10) Hypertrophy of tonsils alone (47411).

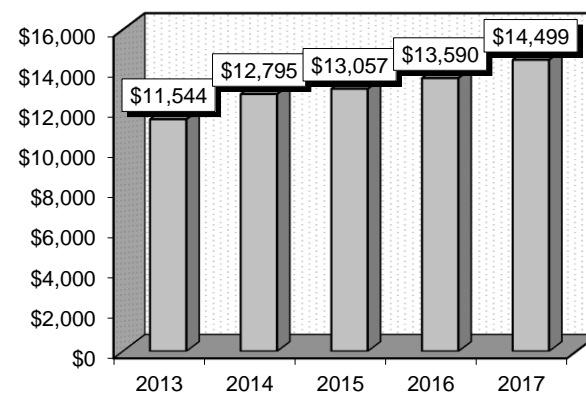
**Definitions:** **Adenoid:** A lymphoid tissue growth located at the back of the nose in the upper part of the throat that when swollen may obstruct normal breathing and make speech difficult. **Hypertrophy:** The enlargement of an organ or tissue from the increase in size of its cells. **Otitis media:** An inflammation or infection of the middle ear, common in early childhood. **Eustachian tube:** The narrow channel that connects the middle ear with the nasopharynx; it serves to equalize pressure on either side of the tympanic membrane (eardrum).

	2013		2014		2015		2016		2017	
	Cases	Avg Bill	Cases	Avg Bill	Cases	Avg Bill	Cases	Avg Bill	Cases	Avg Bill
<b>Gender</b>										
Male	568	\$11,740	476	\$12,952	585	\$13,282	710	\$13,684	586	\$14,861
Female	563	\$11,346	501	\$12,645	647	\$12,853	801	\$13,506	647	\$14,172
<b>Age Group</b>										
0-17	907	\$11,410	761	\$12,464	963	\$12,422	1,170	\$13,239	963	\$14,223
18-35	170	\$11,685	160	\$12,922	196	\$14,484	247	\$13,798	201	\$14,505
36-49	34	\$13,214	37	\$15,853	41	\$17,475	50	\$15,235	45	\$16,828
50-64	16	\$14,625	13	\$18,659	26	\$16,595	30	\$17,976	13	\$22,105
65+	4	\$9,266	6	\$19,749	6	\$22,786	14	\$23,953	11	\$20,041
<b>Total</b>	<b>1,131</b>	<b>\$11,544</b>	<b>977</b>	<b>\$12,795</b>	<b>1,232</b>	<b>\$13,057</b>	<b>1,511</b>	<b>\$13,590</b>	<b>1,233</b>	<b>\$14,499</b>

Patient Discharges (Cases)



Average Billed Charges (Avg Bill)



County / Hospital	2013		2014		2015		2016		2017	
	Cases	Avg Bill	Cases	Avg Bill	Cases	Avg Bill	Cases	Avg Bill	Cases	Avg Bill
<b>Clark</b>										
Centennial Hills	34	\$24,877	25	\$26,760	14	\$30,620	6	\$31,738	8	\$35,049
Desert Springs	6	\$28,743	9	\$31,140	17	\$32,032	3	\$37,538	0	\$0
Henderson Hospital	0	\$0	0	\$0	0	\$0	0	\$0	13	\$31,410
Mountain View	0	\$0	0	\$0	7	\$18,653	4	\$19,224	3	\$32,136
North Vista	0	\$0	0	\$0	0	\$0	0	\$0	0	\$0
Southern Hills	0	\$0	0	\$0	18	\$16,018	37	\$14,271	16	\$14,646
Spring Valley	14	\$22,314	46	\$23,606	14	\$26,911	2	\$29,010	0	\$0
St. Rose-Rose de Lima	0	\$0	0	\$0	1	\$16,645	0	\$0	0	\$0
St. Rose-San Martin	24	\$10,891	24	\$13,571	36	\$14,729	20	\$20,479	1	\$12,350
St. Rose-Siena	208	\$12,282	148	\$13,062	113	\$15,945	228	\$19,288	147	\$21,881
Summerlin	117	\$21,731	111	\$22,222	129	\$23,678	116	\$26,953	113	\$27,662
Sunrise	0	\$0	0	\$0	79	\$13,977	60	\$14,918	45	\$17,699
UMC	104	\$8,116	69	\$9,109	36	\$12,918	137	\$14,280	74	\$13,627
Valley	0	\$0	0	\$0	0	\$0	0	\$0	2	\$34,270
<b>Total</b>	<b>507</b>	<b>\$14,859</b>	<b>432</b>	<b>\$17,105</b>	<b>464</b>	<b>\$18,839</b>	<b>613</b>	<b>\$19,170</b>	<b>422</b>	<b>\$21,914</b>
<b>Washoe</b>										
Carson Tahoe	0	\$0	0	\$0	66	\$8,607	273	\$8,816	255	\$9,058
Northern Nevada	30	\$12,428	24	\$11,609	36	\$12,512	30	\$14,684	4	\$18,458
Renown Regional	348	\$9,131	344	\$10,184	425	\$10,249	393	\$11,065	417	\$12,376
Renown S. Meadows	24	\$6,899	22	\$8,138	20	\$8,286	18	\$9,038	7	\$11,192
Saint Mary's	56	\$12,754	0	\$0	0	\$0	0	\$0	0	\$0
Sierra Surgery	0	\$0	0	\$0	0	\$0	0	\$0	0	\$0
<b>Total</b>	<b>458</b>	<b>\$9,673</b>	<b>390</b>	<b>\$10,156</b>	<b>547</b>	<b>\$10,128</b>	<b>714</b>	<b>\$10,306</b>	<b>683</b>	<b>\$11,161</b>
<b>Rural</b>										
Battle Mountain	0	\$0	0	\$0	0	\$0	0	\$0	0	\$0
Boulder City	0	\$0	0	\$0	0	\$0	0	\$0	0	\$0
Carson Valley	2	\$6,664	0	\$0	2	\$9,764	2	\$8,730	0	\$0
Churchill	18	\$9,780	20	\$11,100	30	\$9,685	28	\$9,659	26	\$10,396
Desert View	0	\$0	0	\$0	0	\$0	0	\$0	0	\$0
Grover C. Dils	0	\$0	0	\$0	0	\$0	0	\$0	0	\$0
Humboldt	0	\$0	0	\$0	0	\$0	0	\$0	0	\$0
Incline Village	0	\$0	0	\$0	0	\$0	0	\$0	0	\$0
Mesa View	0	\$0	0	\$0	0	\$0	0	\$0	0	\$0
Mount Grant	0	\$0	0	\$0	0	\$0	0	\$0	0	\$0
Northeastern	146	\$6,183	135	\$6,877	189	\$7,907	154	\$7,378	102	\$7,227
Nye	0	\$0	0	\$0	0	\$0	0	\$0	0	\$0
Pershing	0	\$0	0	\$0	0	\$0	0	\$0	0	\$0
South Lyon	0	\$0	0	\$0	0	\$0	0	\$0	0	\$0
William Bee Ririe	0	\$0	0	\$0	0	\$0	0	\$0	0	\$0
<b>Total</b>	<b>166</b>	<b>\$6,579</b>	<b>155</b>	<b>\$7,422</b>	<b>221</b>	<b>\$8,165</b>	<b>184</b>	<b>\$7,740</b>	<b>128</b>	<b>\$7,871</b>
<b>All Counties</b>	<b>1,131</b>	<b>\$11,544</b>	<b>977</b>	<b>\$12,795</b>	<b>1,232</b>	<b>\$13,057</b>	<b>1,511</b>	<b>\$13,590</b>	<b>1,233</b>	<b>\$14,499</b>

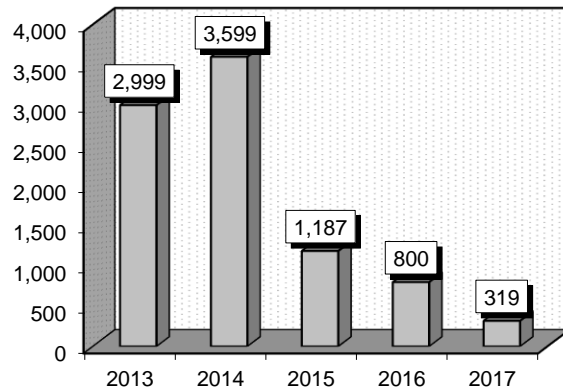
### Level I Pathology (00390)

**Diagnoses:** that frequently accompanied Level I Pathology were: 1) Diabetes mellitus without mention of complication, type II or unspecified type, not stated as uncontrolled (25000), 2) Tobacco use disorder (3051), 3) Calculus of gallbladder with other cholecystitis, without mention of obstruction (57410), 4) Diffuse cystic mastopathy (6101), 5) Unspecified acquired hypothyroidism (2449), 6) Carcinoma in situ of breast (2330), 7) Benign neoplasm of breast (217), 8) Malignant neoplasm of breast (female), unspecified (1749).

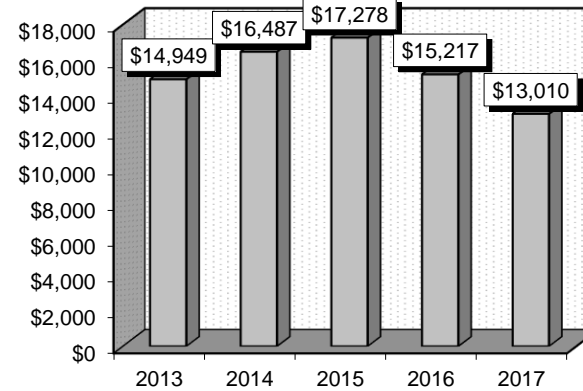
**Definitions: LEVEL:** Type of evidence used in the selection of certain courses of treatment. I - Randomized controlled trials, II - case-control studies, III - opinions of expert panels. **Cholecystitis:** Inflammation of the gallbladder. **Cystic mastopathy:** Benign breast changes, manifested by swelling, indurated nodules or cysts. **Hypothyroidism:** Diminished production of thyroid hormone, leading to clinical manifestations of thyroid insufficiency, including low metabolic rate, tendency to gain weight, somnolence, and sometimes myxedema. **Carcinoma:** Cancer that begins in the skin or in tissues that line or cover body organs.

Gender	2013		2014		2015		2016		2017	
	Cases	Avg Bill	Cases	Avg Bill	Cases	Avg Bill	Cases	Avg Bill	Cases	Avg Bill
Male	1,313	\$15,388	1,684	\$16,943	579	\$16,953	399	\$14,108	129	\$13,940
Female	1,686	\$14,606	1,915	\$16,086	608	\$17,588	401	\$16,321	190	\$12,379
Age Group	Cases	Avg Bill	Cases	Avg Bill	Cases	Avg Bill	Cases	Avg Bill	Cases	Avg Bill
0-17	449	\$12,953	590	\$13,986	172	\$13,208	108	\$13,302	49	\$10,839
18-35	334	\$14,532	490	\$16,209	149	\$16,223	70	\$18,168	14	\$14,492
36-49	414	\$15,834	484	\$17,239	154	\$18,624	99	\$17,883	22	\$16,197
50-64	802	\$14,055	964	\$16,278	325	\$19,818	238	\$15,493	93	\$12,178
65+	1,000	\$16,334	1,071	\$17,840	387	\$16,826	285	\$14,062	141	\$13,670
<b>Total</b>	<b>2,999</b>	<b>\$14,949</b>	<b>3,599</b>	<b>\$16,487</b>	<b>1,187</b>	<b>\$17,278</b>	<b>800</b>	<b>\$15,217</b>	<b>319</b>	<b>\$13,010</b>

Patient Discharges (Cases)



Average Billed Charges (Avg Bill)



County / Hospital	2013		2014		2015		2016		2017	
	Cases	Avg Bill	Cases	Avg Bill	Cases	Avg Bill	Cases	Avg Bill	Cases	Avg Bill
<b>Clark</b>										
Centennial Hills	0	\$0	0	\$0	0	\$0	0	\$0	0	\$0
Desert Springs	0	\$0	0	\$0	0	\$0	0	\$0	0	\$0
Henderson Hospital	0	\$0	0	\$0	0	\$0	0	\$0	0	\$0
Mountain View	418	\$20,166	491	\$23,964	53	\$26,354	0	\$0	3	\$7,554
North Vista	1	\$6,046	3	\$28,292	26	\$22,813	0	\$0	0	\$0
Southern Hills	300	\$16,199	391	\$16,963	44	\$23,223	1	\$60,867	2	\$29,811
Spring Valley	0	\$0	1	\$51,247	0	\$0	0	\$0	0	\$0
St. Rose-Rose de Lima	2	\$14,970	8	\$32,435	3	\$6,319	2	\$25,027	0	\$0
St. Rose-San Martin	3	\$17,485	13	\$13,611	5	\$14,646	8	\$23,231	12	\$35,953
St. Rose-Siena	8	\$17,728	11	\$12,870	5	\$27,898	14	\$27,631	10	\$23,335
Summerlin	0	\$0	3	\$20,427	0	\$0	0	\$0	0	\$0
Sunrise	873	\$18,425	970	\$20,907	87	\$29,057	6	\$79,929	2	\$126,546
UMC	200	\$3,926	184	\$4,195	46	\$5,699	120	\$6,005	74	\$4,986
Valley	1	\$34,560	0	\$0	0	\$0	0	\$0	1	\$25,631
<b>Total</b>	<b>1,806</b>	<b>\$16,846</b>	<b>2,075</b>	<b>\$19,386</b>	<b>269</b>	<b>\$22,429</b>	<b>151</b>	<b>\$12,475</b>	<b>104</b>	<b>\$13,411</b>
<b>Washoe</b>										
Carson Tahoe	1	\$19,600	7	\$21,670	7	\$15,482	91	\$13,452	46	\$13,122
Northern Nevada	0	\$0	1	\$10,309	8	\$13,843	3	\$12,489	3	\$14,742
Renown Regional	0	\$0	12	\$7,270	5	\$10,736	6	\$7,268	0	\$0
Renown S. Meadows	0	\$0	0	\$0	0	\$0	0	\$0	0	\$0
Saint Mary's	117	\$18,135	362	\$18,026	510	\$20,530	402	\$20,476	93	\$15,568
Sierra Surgery	1,045	\$11,400	1,042	\$11,256	249	\$11,216	0	\$0	0	\$0
<b>Total</b>	<b>1,163</b>	<b>\$12,085</b>	<b>1,424</b>	<b>\$12,994</b>	<b>779</b>	<b>\$17,376</b>	<b>502</b>	<b>\$18,997</b>	<b>142</b>	<b>\$14,758</b>
<b>Rural</b>										
Battle Mountain	0	\$0	0	\$0	0	\$0	0	\$0	0	\$0
Boulder City	0	\$0	0	\$0	0	\$0	36	\$2,556	7	\$2,526
Carson Valley	0	\$0	13	\$6,089	13	\$6,154	23	\$5,639	8	\$5,050
Churchill	0	\$0	39	\$3,988	58	\$3,799	43	\$4,084	0	\$0
Desert View	0	\$0	0	\$0	0	\$0	0	\$0	0	\$0
Grover C. Dils	0	\$0	0	\$0	0	\$0	0	\$0	0	\$0
Humboldt	0	\$0	16	\$3,695	6	\$3,619	9	\$5,900	7	\$4,639
Incline Village	0	\$0	0	\$0	0	\$0	0	\$0	0	\$0
Mesa View	28	\$12,252	24	\$11,026	41	\$11,906	23	\$10,799	38	\$12,834
Mount Grant	0	\$0	0	\$0	0	\$0	0	\$0	0	\$0
Northeastern	0	\$0	5	\$3,005	16	\$3,732	13	\$4,211	13	\$6,286
Nye	0	\$0	0	\$0	0	\$0	0	\$0	0	\$0
Pershing	0	\$0	0	\$0	0	\$0	0	\$0	0	\$0
South Lyon	0	\$0	0	\$0	0	\$0	0	\$0	0	\$0
William Bee Ririe	2	\$4,399	3	\$11,372	5	\$14,025	0	\$0	0	\$0
<b>Total</b>	<b>30</b>	<b>\$11,728</b>	<b>100</b>	<b>\$6,076</b>	<b>139</b>	<b>\$6,763</b>	<b>147</b>	<b>\$5,126</b>	<b>73</b>	<b>\$9,041</b>
<b>All Counties</b>	<b>2,999</b>	<b>\$14,949</b>	<b>3,599</b>	<b>\$16,487</b>	<b>1,187</b>	<b>\$17,278</b>	<b>800</b>	<b>\$15,217</b>	<b>319</b>	<b>\$13,010</b>

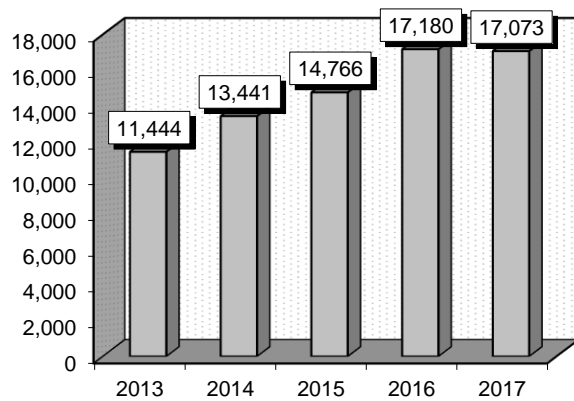
### Echocardiography (00081)

**Diagnoses:** that frequently accompanied Echocardiography were: 1) Unspecified essential hypertension (4019), 2) Mitral valve disorders (4240), 3) Cardiomegaly (4293), 4) Diseases of tricuspid valve (3970), 5) Atrial fibrillation (42731), 6) Chest pain, unspecified (78650), 7) Aortic valve disorders (4241), 8) Shortness of breath (78605), 9) Palpitations (7851), 10) Atherosclerosis of aorta (4400), 11) Congestive heart failure, unspecified (4280).

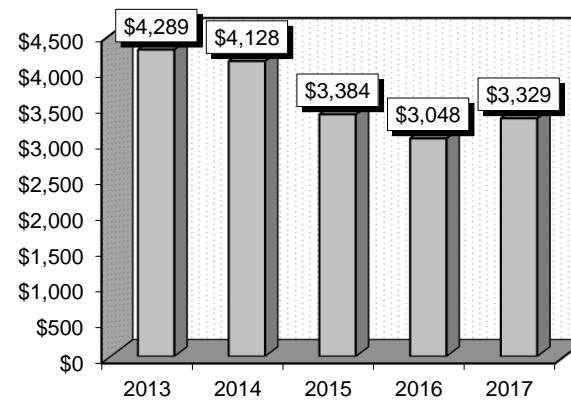
**Definitions:** **Hypertension:** High blood pressure. **Mitral valve:** A valve of the heart, composed of two triangular flaps, that is located between the left atrium and left ventricle and regulates blood flow between these chambers. **Cardiomegaly:** Abnormal enlargement of the heart from either hypertrophy or dilatation. **Tricuspid valve:** The three-segmented valve of the heart that keeps blood in the right ventricle from flowing back into the right atrium. **Aortic valve:** The semilunar valve separating the aorta from the left ventricle that prevents blood from flowing back into the left ventricle. **Palpitations:** A sensation in which a person is aware of an irregular, hard, or rapid heartbeat. **Atherosclerosis:** The build up of a waxy plaque on the inside of blood vessels.

Gender	2013		2014		2015		2016		2017	
	Cases	Avg Bill	Cases	Avg Bill	Cases	Avg Bill	Cases	Avg Bill	Cases	Avg Bill
Male	5,640	\$4,264	6,434	\$4,355	7,125	\$3,594	8,343	\$3,252	8,340	\$3,393
Female	5,804	\$4,313	7,007	\$3,919	7,641	\$3,189	8,837	\$2,856	8,733	\$3,267
Age Group	Cases	Avg Bill	Cases	Avg Bill	Cases	Avg Bill	Cases	Avg Bill	Cases	Avg Bill
0-17	226	\$29,114	197	\$38,305	122	\$17,950	121	\$21,385	107	\$21,010
18-35	755	\$3,526	874	\$3,625	905	\$2,912	1,039	\$3,842	988	\$3,485
36-49	1,413	\$4,093	1,494	\$4,220	1,531	\$3,829	1,691	\$3,298	1,631	\$3,409
50-64	3,530	\$3,652	3,767	\$3,518	4,084	\$3,364	4,604	\$2,969	4,499	\$3,274
65+	5,520	\$3,835	7,109	\$3,547	8,124	\$3,144	9,725	\$2,729	9,848	\$3,133
<b>Total</b>	<b>11,444</b>	<b>\$4,289</b>	<b>13,441</b>	<b>\$4,128</b>	<b>14,766</b>	<b>\$3,384</b>	<b>17,180</b>	<b>\$3,048</b>	<b>17,073</b>	<b>\$3,329</b>

Patient Discharges (Cases)



Average Billed Charges (Avg Bill)





County / Hospital	2013		2014		2015		2016		2017	
	Cases	Avg Bill	Cases	Avg Bill	Cases	Avg Bill	Cases	Avg Bill	Cases	Avg Bill
<b>Clark</b>										
Centennial Hills	38	\$7,176	42	\$8,246	36	\$9,202	25	\$8,496	49	\$8,846
Desert Springs	90	\$7,131	96	\$8,361	110	\$11,744	129	\$11,517	150	\$11,699
Henderson Hospital	0	\$0	0	\$0	0	\$0	2	\$13,062	57	\$8,815
Mountain View	124	\$13,942	160	\$13,679	201	\$8,607	213	\$10,855	201	\$8,807
North Vista	14	\$7,483	20	\$5,806	6	\$4,486	11	\$5,019	6	\$4,264
Southern Hills	58	\$4,682	57	\$6,200	56	\$4,302	70	\$5,039	71	\$6,113
Spring Valley	56	\$7,092	55	\$8,378	62	\$9,570	36	\$11,200	27	\$11,175
St. Rose-Rose de Lima	38	\$9,504	49	\$43,314	32	\$23,585	47	\$29,827	31	\$20,615
St. Rose-San Martin	98	\$15,444	96	\$13,043	95	\$12,329	63	\$13,268	58	\$12,527
St. Rose-Siena	263	\$19,097	239	\$16,286	174	\$19,032	282	\$18,996	235	\$11,441
Summerlin	115	\$7,007	148	\$8,427	192	\$17,386	221	\$14,175	136	\$11,846
Sunrise	302	\$32,055	416	\$35,179	270	\$21,117	272	\$20,289	250	\$16,815
UMC	1,139	\$4,359	310	\$4,479	57	\$6,475	201	\$7,518	126	\$8,675
Valley	31	\$8,842	30	\$7,962	30	\$8,798	57	\$7,023	130	\$7,597
<b>Total</b>	<b>2,366</b>	<b>\$11,005</b>	<b>1,718</b>	<b>\$16,906</b>	<b>1,321</b>	<b>\$14,477</b>	<b>1,629</b>	<b>\$14,122</b>	<b>1,527</b>	<b>\$11,246</b>
<b>Washoe</b>										
Carson Tahoe	74	\$6,037	55	\$4,688	1,071	\$1,356	3,225	\$869	2,834	\$1,912
Northern Nevada	1,017	\$1,888	1,188	\$1,661	1,161	\$1,961	1,272	\$1,874	1,342	\$2,178
Renown Regional	3,350	\$1,983	4,692	\$1,927	4,361	\$2,033	4,692	\$1,999	4,653	\$3,001
Renown S. Meadows	351	\$1,721	829	\$1,675	1,139	\$1,870	1,359	\$1,755	1,812	\$3,241
Saint Mary's	2,603	\$2,105	3,335	\$1,788	3,564	\$1,789	2,934	\$1,797	3,062	\$1,827
Sierra Surgery	0	\$0	0	\$0	0	\$0	0	\$0	0	\$0
<b>Total</b>	<b>7,395</b>	<b>\$2,041</b>	<b>10,099</b>	<b>\$1,844</b>	<b>11,296</b>	<b>\$1,868</b>	<b>13,482</b>	<b>\$1,648</b>	<b>13,703</b>	<b>\$2,465</b>
<b>Rural</b>										
Battle Mountain	0	\$0	0	\$0	0	\$0	0	\$0	0	\$0
Boulder City	19	\$3,909	0	\$0	17	\$4,194	19	\$5,323	7	\$3,999
Carson Valley	183	\$2,868	219	\$2,833	495	\$2,738	418	\$2,640	361	\$2,598
Churchill	366	\$2,663	423	\$2,670	447	\$2,760	424	\$2,751	422	\$2,953
Desert View	450	\$10,182	472	\$10,392	503	\$11,035	298	\$8,367	222	\$6,180
Grover C. Dils	21	\$2,062	17	\$1,509	7	\$1,550	12	\$1,652	3	\$1,482
Humboldt	240	\$2,599	167	\$2,502	191	\$2,483	184	\$2,272	170	\$2,170
Incline Village	0	\$0	0	\$0	0	\$0	0	\$0	0	\$0
Mesa View	129	\$1,742	204	\$1,792	348	\$1,733	423	\$1,705	413	\$2,506
Mount Grant	0	\$0	0	\$0	0	\$0	0	\$0	0	\$0
Northeastern	178	\$2,787	122	\$2,889	141	\$3,164	291	\$3,831	245	\$3,655
Nye	95	\$4,278	0	\$0	0	\$0	0	\$0	0	\$0
Pershing	2	\$796	0	\$0	0	\$0	0	\$0	0	\$0
South Lyon	0	\$0	0	\$0	0	\$0	0	\$0	0	\$0
William Bee Ririe	0	\$0	0	\$0	0	\$0	0	\$0	0	\$0
<b>Total</b>	<b>1,683</b>	<b>\$4,725</b>	<b>1,624</b>	<b>\$4,813</b>	<b>2,149</b>	<b>\$4,535</b>	<b>2,069</b>	<b>\$3,450</b>	<b>1,843</b>	<b>\$3,195</b>
<b>All Counties</b>	<b>11,444</b>	<b>\$4,289</b>	<b>13,441</b>	<b>\$4,128</b>	<b>14,766</b>	<b>\$3,384</b>	<b>17,180</b>	<b>\$3,048</b>	<b>17,073</b>	<b>\$3,329</b>

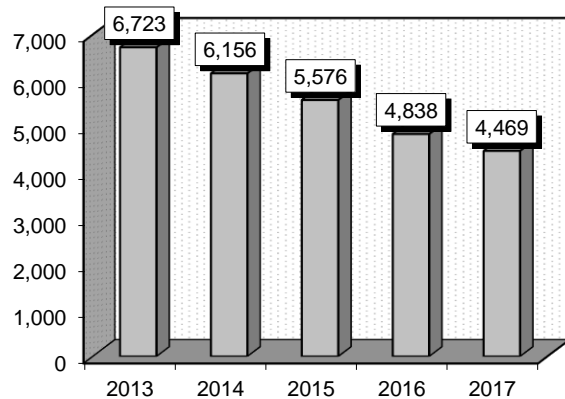
### Diagnostic Upper GI Endoscopy Or Intubation (00134)

**Diagnoses:** that frequently accompanied Diagnostic Upper GI Endoscopy Or Intubation were: 1) Atrophic gastritis, without mention of hemorrhage (53510), 2) Internal hemorrhoids without mention of complication (4550), 3) Diaphragmatic hernia without mention of obstruction or gangrene (5533), 4) Esophageal reflux (53081), 5) Diverticulosis of colon (without mention of hemorrhage) (56210), 6) Other esophagitis (53019), 7) Benign neoplasm of colon (2113), 8) Helicobacter pylori [H. pylori] (04186).

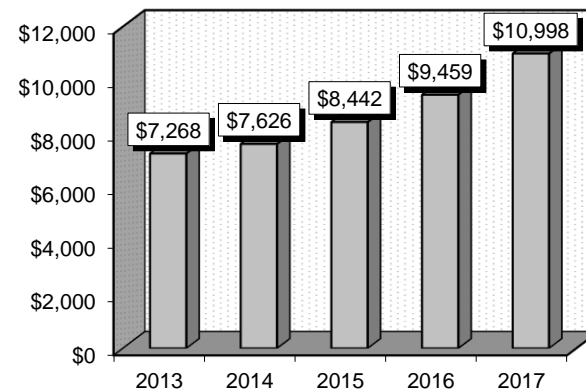
**Definitions:** **Atrophic gastritis:** A process of chronic inflammation of the stomach mucosa, leading to loss of gastric glandular cells and their eventual replacement by intestinal and fibrous tissues. **Diaphragmatic hernia:** Protrusion of some of the contents of the abdomen through an opening in the diaphragm and into the chest cavity. **Diverticulosis:** The presence of diverticula in the absence of inflammation. **Esophagitis:** Inflammation of the esophagus.

	2013		2014		2015		2016		2017	
	Cases	Avg Bill	Cases	Avg Bill	Cases	Avg Bill	Cases	Avg Bill	Cases	Avg Bill
<b>Gender</b>										
Male	2,617	\$7,292	2,428	\$7,632	2,175	\$8,402	1,933	\$9,453	1,859	\$11,064
Female	4,106	\$7,253	3,728	\$7,622	3,401	\$8,467	2,905	\$9,463	2,610	\$10,952
<b>Age Group</b>										
0-17	547	\$8,346	602	\$8,330	614	\$9,150	625	\$9,301	698	\$10,109
18-35	645	\$6,883	649	\$7,339	515	\$8,183	435	\$9,064	355	\$10,492
36-49	1,235	\$7,324	1,148	\$7,692	890	\$8,372	730	\$9,348	625	\$10,734
50-64	2,034	\$7,244	1,829	\$7,537	1,622	\$8,473	1,277	\$9,529	1,203	\$10,820
65+	2,262	\$7,110	1,928	\$7,548	1,935	\$8,293	1,771	\$9,607	1,588	\$11,741
<b>Total</b>	<b>6,723</b>	<b>\$7,268</b>	<b>6,156</b>	<b>\$7,626</b>	<b>5,576</b>	<b>\$8,442</b>	<b>4,838</b>	<b>\$9,459</b>	<b>4,469</b>	<b>\$10,998</b>

Patient Discharges (Cases)



Average Billed Charges (Avg Bill)



County / Hospital	2013		2014		2015		2016		2017	
	Cases	Avg Bill	Cases	Avg Bill	Cases	Avg Bill	Cases	Avg Bill	Cases	Avg Bill
<b>Clark</b>										
Centennial Hills	388	\$9,500	536	\$10,354	517	\$11,121	603	\$12,312	666	\$12,960
Desert Springs	1,359	\$7,810	1,284	\$8,286	845	\$8,817	563	\$9,072	320	\$9,589
Henderson Hospital	0	\$0	0	\$0	0	\$0	0	\$0	21	\$10,150
Mountain View	0	\$0	0	\$0	575	\$8,756	510	\$8,982	318	\$8,679
North Vista	4	\$9,805	241	\$7,819	113	\$8,348	100	\$11,304	0	\$0
Southern Hills	0	\$0	0	\$0	404	\$9,399	470	\$9,330	579	\$9,719
Spring Valley	605	\$10,048	403	\$9,023	180	\$9,222	116	\$11,829	38	\$11,058
St. Rose-Rose de Lima	277	\$6,233	230	\$5,837	157	\$6,774	65	\$9,610	22	\$14,239
St. Rose-San Martin	615	\$5,933	428	\$7,109	230	\$7,731	149	\$10,527	181	\$19,948
St. Rose-Siena	676	\$5,273	707	\$5,784	557	\$6,039	577	\$8,690	460	\$17,455
Summerlin	1,839	\$7,068	1,502	\$7,565	958	\$8,070	827	\$8,424	924	\$9,250
Sunrise	0	\$0	0	\$0	372	\$9,326	216	\$10,917	165	\$10,799
UMC	82	\$5,915	1	\$33,454	1	\$13,384	4	\$6,669	1	\$4,492
Valley	484	\$6,522	551	\$6,545	389	\$8,050	309	\$8,762	274	\$9,462
<b>Total</b>	<b>6,329</b>	<b>\$7,268</b>	<b>5,883</b>	<b>\$7,681</b>	<b>5,298</b>	<b>\$8,529</b>	<b>4,509</b>	<b>\$9,595</b>	<b>3,969</b>	<b>\$11,489</b>
<b>Washoe</b>										
Carson Tahoe	31	\$9,595	21	\$5,927	22	\$6,808	77	\$9,583	52	\$7,948
Northern Nevada	0	\$0	0	\$0	0	\$0	0	\$0	1	\$11,879
Renown Regional	17	\$5,656	17	\$4,967	23	\$7,156	45	\$6,348	112	\$9,650
Renown S. Meadows	108	\$7,559	96	\$8,393	94	\$9,578	82	\$10,920	70	\$12,929
Saint Mary's	126	\$9,403	0	\$0	0	\$0	0	\$0	1	\$9,459
Sierra Surgery	0	\$0	0	\$0	0	\$0	0	\$0	0	\$0
<b>Total</b>	<b>282</b>	<b>\$8,492</b>	<b>134</b>	<b>\$7,572</b>	<b>139</b>	<b>\$8,739</b>	<b>204</b>	<b>\$9,407</b>	<b>236</b>	<b>\$10,256</b>
<b>Rural</b>										
Battle Mountain	0	\$0	0	\$0	0	\$0	0	\$0	0	\$0
Boulder City	0	\$0	0	\$0	21	\$2,155	19	\$2,269	9	\$2,175
Carson Valley	1	\$2,780	0	\$0	0	\$0	0	\$0	0	\$0
Churchill	0	\$0	4	\$411	3	\$560	6	\$1,140	171	\$3,796
Desert View	0	\$0	1	\$41,145	0	\$0	0	\$0	0	\$0
Grover C. Dils	0	\$0	0	\$0	0	\$0	0	\$0	0	\$0
Humboldt	0	\$0	0	\$0	0	\$0	0	\$0	0	\$0
Incline Village	0	\$0	0	\$0	0	\$0	0	\$0	0	\$0
Mesa View	39	\$5,383	51	\$7,007	9	\$5,785	2	\$6,119	28	\$7,053
Mount Grant	42	\$2,948	38	\$2,763	39	\$3,328	36	\$2,868	28	\$2,728
Northeastern	0	\$0	0	\$0	1	\$3,229	0	\$0	0	\$0
Nye	0	\$0	0	\$0	0	\$0	0	\$0	0	\$0
Pershing	0	\$0	0	\$0	0	\$0	0	\$0	0	\$0
South Lyon	0	\$0	0	\$0	0	\$0	0	\$0	0	\$0
William Bee Ririe	30	\$4,561	45	\$5,326	66	\$6,676	62	\$6,656	28	\$6,738
<b>Total</b>	<b>112</b>	<b>\$4,227</b>	<b>139</b>	<b>\$5,358</b>	<b>139</b>	<b>\$4,839</b>	<b>125</b>	<b>\$4,625</b>	<b>264</b>	<b>\$4,285</b>
<b>All Counties</b>	<b>6,723</b>	<b>\$7,268</b>	<b>6,156</b>	<b>\$7,626</b>	<b>5,576</b>	<b>\$8,442</b>	<b>4,838</b>	<b>\$9,459</b>	<b>4,469</b>	<b>\$10,998</b>

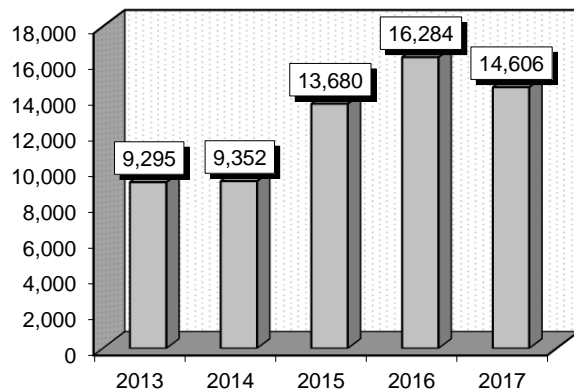
### Level I Fetal Procedures (00191)

**Diagnoses:** that frequently accompanied Level I Fetal Procedures were: 1) Threatened premature labor, antepartum condition or complication (64403), 2) Decreased fetal movements, affecting management of mother, antepartum condition or complication (65573), 3) Abdominal pain, unspecified site (78900), 4) Premature rupture of membranes, antepartum condition or complication (65813), 5) Spotting complicating pregnancy, antepartum condition or complication (64953), 6) Abnormal glucose tolerance of mother, antepartum condition or complication (64883), 7) Leukorrhea, not specified as infective (6235), 8) Unspecified antepartum hemorrhage, antepartum condition or complication (64193).

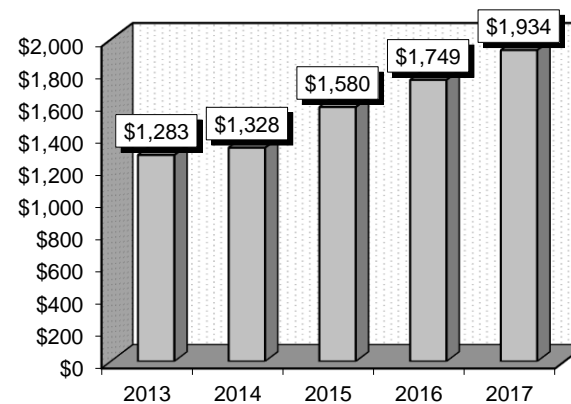
**Definitions:** **LEVEL:** Type of evidence used in the selection of certain courses of treatment. I - Randomized controlled trials, II - case-control studies, III - opinions of expert panels. **Antepartum:** Occurring in the period before childbirth. **Leukorrhea:** A white to yellow viscid discharge from the vagina or uterine cavity, which may be a symptom of a disorder either in the reproductive organs or elsewhere in the body. **Hemorrhage:** An escape of blood from the blood vessels, especially when excessive.

Gender	2013		2014		2015		2016		2017	
	Cases	Avg Bill	Cases	Avg Bill	Cases	Avg Bill	Cases	Avg Bill	Cases	Avg Bill
Male	1	\$443	0	\$0	0	\$0	0	\$0	0	\$0
Female	9,294	\$1,283	9,352	\$1,328	13,680	\$1,580	16,284	\$1,749	14,606	\$1,934
Age Group	Cases	Avg Bill	Cases	Avg Bill	Cases	Avg Bill	Cases	Avg Bill	Cases	Avg Bill
0-17	373	\$1,276	277	\$1,203	359	\$1,358	393	\$1,587	279	\$1,700
18-35	8,164	\$1,283	8,347	\$1,329	12,123	\$1,574	14,320	\$1,742	12,919	\$1,922
36-49	757	\$1,280	727	\$1,365	1,197	\$1,709	1,570	\$1,850	1,406	\$2,094
50-64	1	\$443	1	\$1,198	1	\$438	0	\$0	2	\$1,408
65+	0	\$0	0	\$0	0	\$0	1	\$4,257	0	\$0
<b>Total</b>	<b>9,295</b>	<b>\$1,283</b>	<b>9,352</b>	<b>\$1,328</b>	<b>13,680</b>	<b>\$1,580</b>	<b>16,284</b>	<b>\$1,749</b>	<b>14,606</b>	<b>\$1,934</b>

Patient Discharges (Cases)



Average Billed Charges (Avg Bill)



County / Hospital	2013		2014		2015		2016		2017	
	Cases	Avg Bill	Cases	Avg Bill	Cases	Avg Bill	Cases	Avg Bill	Cases	Avg Bill
<b>Clark</b>										
Centennial Hills	34	\$1,543	496	\$1,847	1,305	\$2,010	1,526	\$2,209	1,580	\$2,309
Desert Springs	0	\$0	0	\$0	0	\$0	0	\$0	0	\$0
Henderson Hospital	0	\$0	0	\$0	0	\$0	44	\$2,709	535	\$3,328
Mountain View	69	\$774	59	\$729	77	\$1,018	77	\$1,289	27	\$1,682
North Vista	0	\$0	0	\$0	0	\$0	0	\$0	0	\$0
Southern Hills	53	\$816	23	\$815	16	\$992	0	\$0	2	\$798
Spring Valley	1,396	\$1,765	2,179	\$1,938	1,745	\$2,073	1,684	\$2,205	1,723	\$2,398
St. Rose-Rose de Lima	0	\$0	0	\$0	0	\$0	0	\$0	0	\$0
St. Rose-San Martin	0	\$0	0	\$0	505	\$1,599	855	\$1,808	277	\$1,810
St. Rose-Siena	2	\$4,353	0	\$0	1,951	\$1,658	2,644	\$1,840	1,864	\$2,115
Summerlin	136	\$1,491	416	\$2,051	2,521	\$2,191	2,890	\$2,473	2,524	\$2,664
Sunrise	18	\$399	6	\$3,472	1	\$555	1	\$3,939	0	\$0
UMC	1,935	\$1,083	1,214	\$1,248	425	\$1,435	1,642	\$1,623	1,148	\$1,769
Valley	1,549	\$2,126	406	\$2,347	0	\$0	0	\$0	0	\$0
<b>Total</b>	<b>5,192</b>	<b>\$1,583</b>	<b>4,799</b>	<b>\$1,780</b>	<b>8,546</b>	<b>\$1,932</b>	<b>11,363</b>	<b>\$2,071</b>	<b>9,680</b>	<b>\$2,356</b>
<b>Washoe</b>										
Carson Tahoe	304	\$594	325	\$478	357	\$445	407	\$488	324	\$832
Northern Nevada	0	\$0	0	\$0	0	\$0	0	\$0	0	\$0
Renown Regional	3,355	\$851	3,363	\$841	2,898	\$867	2,910	\$902	2,787	\$973
Renown S. Meadows	0	\$0	0	\$0	0	\$0	0	\$0	0	\$0
Saint Mary's	75	\$1,343	475	\$1,056	1,654	\$1,240	1,343	\$1,293	1,526	\$1,272
Sierra Surgery	0	\$0	0	\$0	0	\$0	0	\$0	0	\$0
<b>Total</b>	<b>3,734</b>	<b>\$840</b>	<b>4,163</b>	<b>\$837</b>	<b>4,909</b>	<b>\$962</b>	<b>4,660</b>	<b>\$978</b>	<b>4,637</b>	<b>\$1,062</b>
<b>Rural</b>										
Battle Mountain	0	\$0	0	\$0	0	\$0	0	\$0	0	\$0
Boulder City	0	\$0	0	\$0	0	\$0	0	\$0	0	\$0
Carson Valley	0	\$0	0	\$0	0	\$0	0	\$0	0	\$0
Churchill	125	\$441	166	\$533	73	\$511	128	\$513	152	\$651
Desert View	0	\$0	0	\$0	0	\$0	0	\$0	0	\$0
Grover C. Dils	0	\$0	0	\$0	0	\$0	0	\$0	0	\$0
Humboldt	2	\$168	1	\$168	0	\$0	0	\$0	1	\$685
Incline Village	0	\$0	0	\$0	0	\$0	0	\$0	0	\$0
Mesa View	61	\$1,389	58	\$1,348	27	\$1,539	20	\$1,271	37	\$1,613
Mount Grant	0	\$0	0	\$0	0	\$0	0	\$0	0	\$0
Northeastern	101	\$2,943	104	\$1,288	45	\$3,324	43	\$3,390	91	\$3,779
Nye	0	\$0	0	\$0	0	\$0	0	\$0	0	\$0
Pershing	0	\$0	0	\$0	0	\$0	0	\$0	0	\$0
South Lyon	0	\$0	0	\$0	0	\$0	0	\$0	0	\$0
William Bee Ririe	80	\$1,590	61	\$1,483	80	\$1,967	70	\$2,248	8	\$2,218
<b>Total</b>	<b>369</b>	<b>\$1,530</b>	<b>390</b>	<b>\$1,003</b>	<b>225</b>	<b>\$1,715</b>	<b>261</b>	<b>\$1,510</b>	<b>289</b>	<b>\$1,803</b>
<b>All Counties</b>	<b>9,295</b>	<b>\$1,283</b>	<b>9,352</b>	<b>\$1,328</b>	<b>13,680</b>	<b>\$1,580</b>	<b>16,284</b>	<b>\$1,749</b>	<b>14,606</b>	<b>\$1,934</b>

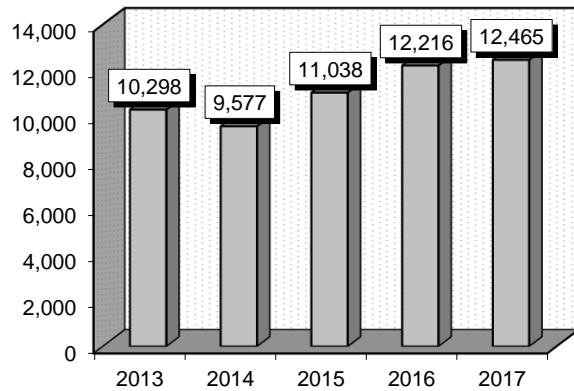
### Physical Therapy (00271)

**Diagnoses:** that frequently accompanied Physical Therapy were: 1) Lumbago (7242), 2) Pain in joint, shoulder region (71941), 3) Backache, unspecified (7245), 4) Cervicalgia (7231), 5) Pain in joint, lower leg (71946), 6) Pain in joint, pelvic region and thigh (71945), 7) Knee joint replacement (V4365), 8) Sciatica (7243), 9) Rotator cuff (capsule) sprain (8404), 10) Degeneration of lumbar or lumbosacral intervertebral disc (72252).

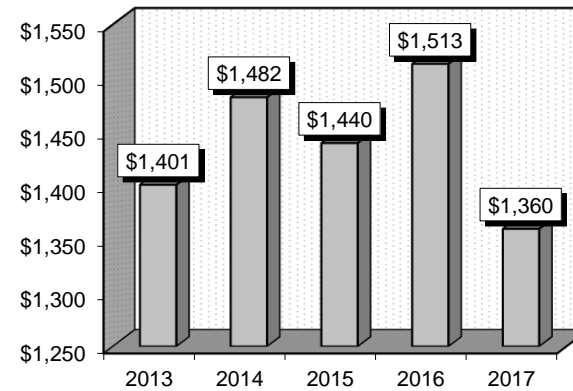
**Definitions:** **Lumbago:** An older, non-medical term used to describe lower back pain or back pain in general. **Cervicalgia:** Neck pain. **Sciatica:** Pain in lower back and hip radiating down back of thigh into leg, due to herniated lumbar discs compressing a nerve root, most commonly L5 or S1. **Lumbosacral:** Of or relating to or near the small of the back and the back part of the pelvis between the hips.

Gender	2013		2014		2015		2016		2017	
	Cases	Avg Bill	Cases	Avg Bill	Cases	Avg Bill	Cases	Avg Bill	Cases	Avg Bill
Male	4,132	\$1,502	4,115	\$1,580	4,620	\$1,471	4,916	\$1,602	5,371	\$1,393
Female	6,166	\$1,333	5,462	\$1,408	6,418	\$1,417	7,300	\$1,454	7,094	\$1,334
Age Group	Cases	Avg Bill	Cases	Avg Bill	Cases	Avg Bill	Cases	Avg Bill	Cases	Avg Bill
0-17	1,138	\$1,797	1,275	\$1,672	1,612	\$1,695	1,687	\$1,973	1,592	\$2,236
18-35	730	\$1,378	809	\$1,218	1,048	\$1,108	1,077	\$1,339	1,178	\$1,012
36-49	1,492	\$1,179	1,459	\$1,182	1,409	\$1,220	1,675	\$1,057	1,757	\$937
50-64	2,740	\$1,392	2,607	\$1,377	2,802	\$1,321	3,350	\$1,430	3,520	\$1,083
65+	4,198	\$1,382	3,427	\$1,681	4,167	\$1,578	4,427	\$1,616	4,418	\$1,525
<b>Total</b>	<b>10,298</b>	<b>\$1,401</b>	<b>9,577</b>	<b>\$1,482</b>	<b>11,038</b>	<b>\$1,440</b>	<b>12,216</b>	<b>\$1,513</b>	<b>12,465</b>	<b>\$1,360</b>

Patient Discharges (Cases)



Average Billed Charges (Avg Bill)



County / Hospital	2013		2014		2015		2016		2017	
	Cases	Avg Bill	Cases	Avg Bill	Cases	Avg Bill	Cases	Avg Bill	Cases	Avg Bill
<b>Clark</b>										
Centennial Hills	1	\$11,536	24	\$7,752	39	\$11,700	21	\$12,460	7	\$8,794
Desert Springs	1	\$6,884	0	\$0	1	\$1,628	2	\$32,570	0	\$0
Henderson Hospital	0	\$0	0	\$0	0	\$0	0	\$0	0	\$0
Mountain View	538	\$3,180	550	\$2,990	551	\$3,316	743	\$3,712	616	\$4,339
North Vista	0	\$0	1	\$1,427	0	\$0	0	\$0	0	\$0
Southern Hills	57	\$3,513	80	\$4,914	14	\$2,131	0	\$0	0	\$0
Spring Valley	0	\$0	0	\$0	0	\$0	3	\$56,968	7	\$4,259
St. Rose-Rose de Lima	2	\$14,571	0	\$0	0	\$0	0	\$0	1	\$3,125
St. Rose-San Martin	6	\$9,697	11	\$5,427	9	\$6,761	5	\$4,474	12	\$2,889
St. Rose-Siena	0	\$0	2	\$52,692	0	\$0	0	\$0	2	\$6,357
Summerlin	24	\$12,886	58	\$9,616	51	\$10,582	63	\$15,009	52	\$17,973
Sunrise	751	\$2,283	844	\$2,696	1,139	\$1,999	1,231	\$2,270	1,121	\$2,821
UMC	2	\$216	0	\$0	8	\$3,803	30	\$1,581	21	\$3,275
Valley	0	\$0	1	\$4,560	0	\$0	1	\$22,308	0	\$0
<b>Total</b>	<b>1,382</b>	<b>\$2,924</b>	<b>1,571</b>	<b>\$3,328</b>	<b>1,812</b>	<b>\$2,882</b>	<b>2,099</b>	<b>\$3,377</b>	<b>1,839</b>	<b>\$3,796</b>
<b>Washoe</b>										
Carson Tahoe	16	\$3,079	10	\$6,355	4	\$2,134	7	\$9,317	1,084	\$1,338
Northern Nevada	31	\$2,592	18	\$3,494	3	\$7,134	1	\$955	10	\$5,691
Renown Regional	723	\$1,205	298	\$1,621	260	\$1,575	286	\$1,287	208	\$1,458
Renown S. Meadows	1,515	\$1,734	1,250	\$1,521	1,314	\$1,428	1,636	\$1,437	1,315	\$1,458
Saint Mary's	21	\$1,554	46	\$1,510	13	\$1,726	9	\$2,078	13	\$1,608
Sierra Surgery	1	\$1,464	0	\$0	0	\$0	0	\$0	0	\$0
<b>Total</b>	<b>2,307</b>	<b>\$1,587</b>	<b>1,622</b>	<b>\$1,591</b>	<b>1,594</b>	<b>\$1,467</b>	<b>1,939</b>	<b>\$1,446</b>	<b>2,630</b>	<b>\$1,425</b>
<b>Rural</b>										
Battle Mountain	354	\$761	210	\$1,635	134	\$1,666	312	\$1,552	1,590	\$178
Boulder City	649	\$2,746	270	\$3,987	345	\$5,210	200	\$9,033	202	\$3,883
Carson Valley	1,124	\$725	1,778	\$799	2,226	\$832	2,592	\$796	2,627	\$693
Churchill	1	\$1,544	1	\$1,799	0	\$0	2	\$1,722	1	\$2,986
Desert View	35	\$4,298	80	\$2,874	118	\$2,999	15	\$6,482	220	\$2,353
Grover C. Dils	1	\$306	0	\$0	2	\$3,922	1	\$4,832	0	\$0
Humboldt	0	\$0	0	\$0	1	\$618	1	\$10,074	0	\$0
Incline Village	1,596	\$1,283	1,891	\$929	2,111	\$956	2,240	\$911	1,302	\$1,012
Mesa View	0	\$0	0	\$0	0	\$0	0	\$0	0	\$0
Mount Grant	3	\$764	23	\$1,612	24	\$6,988	1	\$2,049	7	\$949
Northeastern	6	\$3,660	4	\$2,463	9	\$5,498	3	\$5,108	23	\$1,091
Nye	15	\$37	0	\$0	0	\$0	0	\$0	0	\$0
Pershing	2,032	\$309	1,312	\$282	1,801	\$323	1,698	\$322	1,245	\$318
South Lyon	155	\$934	163	\$1,098	170	\$1,575	164	\$1,645	139	\$1,827
William Bee Ririe	638	\$1,343	652	\$1,477	691	\$1,462	949	\$1,321	640	\$1,266
<b>Total</b>	<b>6,609</b>	<b>\$1,017</b>	<b>6,384</b>	<b>\$1,001</b>	<b>7,632</b>	<b>\$1,091</b>	<b>8,178</b>	<b>\$1,051</b>	<b>7,996</b>	<b>\$778</b>
<b>All Counties</b>	<b>10,298</b>	<b>\$1,401</b>	<b>9,577</b>	<b>\$1,482</b>	<b>11,038</b>	<b>\$1,440</b>	<b>12,216</b>	<b>\$1,513</b>	<b>12,465</b>	<b>\$1,360</b>

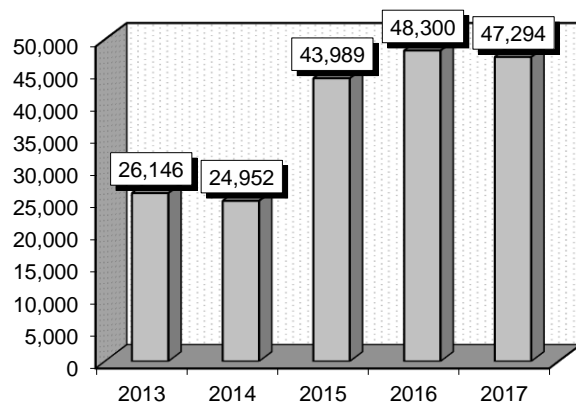
### Mammography (00286)

**Diagnoses:** that frequently accompanied Mammography were: 1) Other (abnormal) findings on radiological examination of breast (79389), 2) Personal history of malignant neoplasm of breast (V103), 3) Lump or mass in breast (61172), 4) Mammographic microcalcification (79381), 5) Breast replacement (V4382), 6) Malignant neoplasm of breast (female), unspecified (1749), 7) Mastodynia (61171), 8) Diffuse cystic mastopathy (6101).

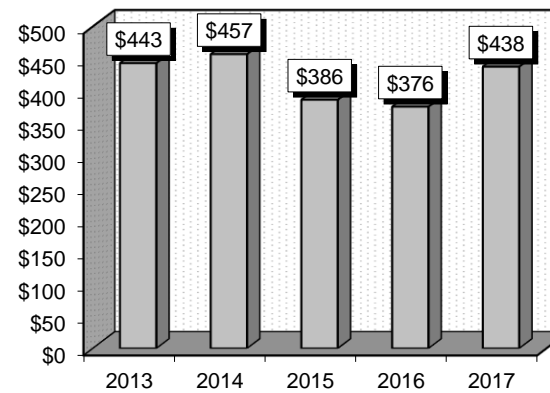
**Definitions:** **Neoplasm:** An abnormal tissue that grows by cellular proliferation more rapidly than normal and continues to grow after the stimuli that initiated the new growth cease. Neoplasms show partial or complete lack of structural organization and functional coordination with the normal tissue, and usually form a distinct mass of tissue that may be either benign (benign tumor) or malignant (cancer). **Microcalcification:** A tiny abnormal deposit of calcium salts especially in the breast that in the human female is often an indicator of breast cancer. **Mastodynia:** Pain in the breast. **Mastopathy:** Any disease of the breasts.

Gender	2013		2014		2015		2016		2017	
	Cases	Avg Bill	Cases	Avg Bill	Cases	Avg Bill	Cases	Avg Bill	Cases	Avg Bill
Male	55	\$466	53	\$467	79	\$435	86	\$376	72	\$494
Female	26,091	\$443	24,899	\$457	43,910	\$386	48,214	\$376	47,222	\$438
Age Group	Cases	Avg Bill	Cases	Avg Bill	Cases	Avg Bill	Cases	Avg Bill	Cases	Avg Bill
0-17	0	\$0	2	\$409	0	\$0	0	\$0	3	\$25
18-35	161	\$499	129	\$531	169	\$436	139	\$415	139	\$433
36-49	5,857	\$428	5,374	\$433	8,277	\$373	8,729	\$363	8,379	\$417
50-64	11,209	\$450	10,745	\$460	18,620	\$382	20,486	\$367	19,835	\$430
65+	8,919	\$444	8,702	\$468	16,923	\$397	18,946	\$391	18,938	\$455
<b>Total</b>	<b>26,146</b>	<b>\$443</b>	<b>24,952</b>	<b>\$457</b>	<b>43,989</b>	<b>\$386</b>	<b>48,300</b>	<b>\$376</b>	<b>47,294</b>	<b>\$438</b>

Patient Discharges (Cases)



Average Billed Charges (Avg Bill)





County / Hospital	2013		2014		2015		2016		2017	
	Cases	Avg Bill	Cases	Avg Bill	Cases	Avg Bill	Cases	Avg Bill	Cases	Avg Bill
<b>Clark</b>										
Centennial Hills	306	\$692	253	\$728	168	\$782	133	\$803	96	\$849
Desert Springs	0	\$0	0	\$0	0	\$0	0	\$0	0	\$0
Henderson Hospital	0	\$0	0	\$0	0	\$0	0	\$0	0	\$0
Mountain View	1,284	\$557	1,089	\$609	930	\$666	870	\$761	780	\$1,252
North Vista	0	\$0	0	\$0	0	\$0	0	\$0	0	\$0
Southern Hills	295	\$345	257	\$431	216	\$436	82	\$506	294	\$1,007
Spring Valley	125	\$1,601	93	\$1,690	75	\$1,806	8	\$1,922	0	\$0
St. Rose-Rose de Lima	402	\$688	290	\$734	217	\$730	225	\$707	130	\$299
St. Rose-San Martin	312	\$671	263	\$718	191	\$686	179	\$726	23	\$297
St. Rose-Siena	457	\$530	359	\$600	280	\$548	249	\$546	171	\$349
Summerlin	792	\$940	722	\$1,037	646	\$1,127	546	\$1,152	472	\$1,276
Sunrise	3,003	\$641	2,483	\$705	2,254	\$776	2,284	\$886	1,886	\$959
UMC	0	\$0	0	\$0	0	\$0	0	\$0	0	\$0
Valley	0	\$0	0	\$0	0	\$0	0	\$0	0	\$0
<b>Total</b>	<b>6,976</b>	<b>\$663</b>	<b>5,809</b>	<b>\$728</b>	<b>4,977</b>	<b>\$784</b>	<b>4,576</b>	<b>\$853</b>	<b>3,852</b>	<b>\$1,005</b>
<b>Washoe</b>										
Carson Tahoe	2,067	\$288	2,175	\$286	6,731	\$259	11,524	\$273	10,105	\$375
Northern Nevada	2,196	\$263	2,320	\$283	2,000	\$321	1,828	\$353	1,545	\$383
Renown Regional	0	\$0	0	\$0	14,752	\$289	17,632	\$267	19,238	\$333
Renown S. Meadows	0	\$0	0	\$0	0	\$0	0	\$0	0	\$0
Saint Mary's	6,174	\$497	5,560	\$506	5,052	\$504	3,491	\$574	4,288	\$618
Sierra Surgery	1	\$203	0	\$0	0	\$0	0	\$0	0	\$0
<b>Total</b>	<b>10,438</b>	<b>\$406</b>	<b>10,055</b>	<b>\$407</b>	<b>28,535</b>	<b>\$322</b>	<b>34,475</b>	<b>\$305</b>	<b>35,176</b>	<b>\$382</b>
<b>Rural</b>										
Battle Mountain	0	\$0	0	\$0	0	\$0	0	\$0	0	\$0
Boulder City	0	\$0	0	\$0	0	\$0	0	\$0	0	\$0
Carson Valley	1,015	\$321	1,124	\$390	1,187	\$325	1,270	\$322	1,176	\$307
Churchill	1,575	\$250	1,726	\$262	1,827	\$266	1,714	\$326	1,461	\$361
Desert View	1,176	\$373	1,389	\$464	2,510	\$484	2,153	\$492	2,447	\$507
Grover C. Dils	0	\$0	0	\$0	0	\$0	0	\$0	0	\$0
Humboldt	594	\$345	475	\$331	465	\$323	452	\$336	449	\$288
Incline Village	0	\$0	0	\$0	0	\$0	0	\$0	0	\$0
Mesa View	1,247	\$390	1,202	\$404	1,267	\$416	1,286	\$453	1,283	\$466
Mount Grant	0	\$0	0	\$0	3	\$213	1	\$225	0	\$0
Northeastern	2,413	\$323	2,360	\$338	2,450	\$419	2,020	\$445	1,217	\$410
Nye	0	\$0	0	\$0	0	\$0	0	\$0	0	\$0
Pershing	0	\$0	0	\$0	0	\$0	0	\$0	0	\$0
South Lyon	345	\$73	440	\$74	388	\$83	0	\$0	0	\$0
William Bee Ririe	367	\$177	372	\$195	380	\$195	353	\$201	233	\$198
<b>Total</b>	<b>8,732</b>	<b>\$312</b>	<b>9,088</b>	<b>\$339</b>	<b>10,477</b>	<b>\$372</b>	<b>9,249</b>	<b>\$403</b>	<b>8,266</b>	<b>\$411</b>
<b>All Counties</b>	<b>26,146</b>	<b>\$443</b>	<b>24,952</b>	<b>\$457</b>	<b>43,989</b>	<b>\$386</b>	<b>48,300</b>	<b>\$376</b>	<b>47,294</b>	<b>\$438</b>

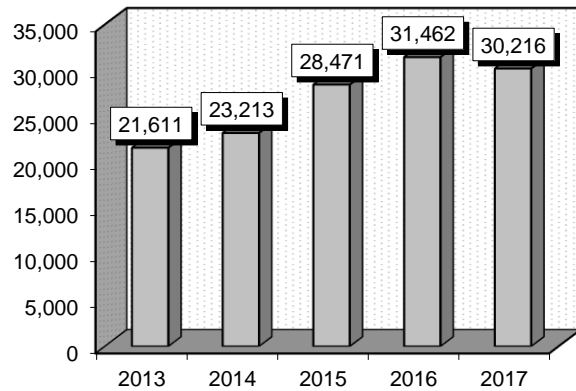
### Diagnostic Ultrasound Except Obstetrical And Vascular Of Lower Extremities (00288)

**Diagnoses:** that frequently accompanied Diagnostic Ultrasound Except Obstetrical And Vascular Of Lower Extremities were: 1) Other and unspecified ovarian cyst (6202), 2) Nontoxic uninodular goiter (2410), 3) Occlusion and stenosis of carotid artery without mention of cerebral infarction (43310), 4) Hydronephrosis (591), 5) Calculus of gallbladder without mention of cholecystitis, without mention of obstruction (57420), 6) Leiomyoma of uterus, unspecified (2189), 7) Chronic kidney disease, Stage III (moderate) (5853), 8) Cirrhosis of liver without mention of alcohol (5715).

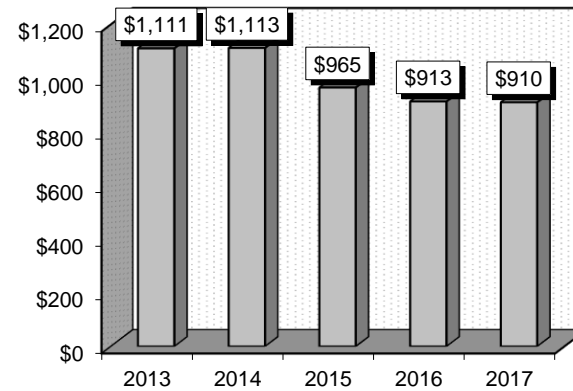
**Definitions:** **Goiter:** An enlarged thyroid gland, visible as a swelling at the front of the neck. **Occlusion:** The blockage or closing of a blood vessel or hollow organ. **Stenosis:** The abnormal narrowing of a passage in the body. **Hydronephrosis:** The swelling of the kidneys when urine flow is obstructed in any of part of the urinary tract. **Leiomyoma:** A benign smooth-muscle tumor occurring most commonly in the uterus, stomach, esophagus, or small intestine. **Cirrhosis:** A chronic degenerative disease in which normal liver cells are damaged and are then replaced by scar tissue.

Gender	2013		2014		2015		2016		2017	
	Cases	Avg Bill	Cases	Avg Bill	Cases	Avg Bill	Cases	Avg Bill	Cases	Avg Bill
Male	7,198	\$1,145	7,848	\$1,174	9,052	\$1,039	10,135	\$971	9,798	\$962
Female	14,413	\$1,094	15,365	\$1,081	19,419	\$931	21,327	\$886	20,418	\$885
Age Group	Cases	Avg Bill	Cases	Avg Bill	Cases	Avg Bill	Cases	Avg Bill	Cases	Avg Bill
0-17	2,112	\$1,344	2,197	\$1,394	2,543	\$1,243	2,490	\$1,215	2,310	\$1,230
18-35	3,060	\$1,015	3,195	\$994	3,970	\$870	4,259	\$818	4,254	\$792
36-49	4,201	\$1,101	4,225	\$1,051	5,300	\$891	5,732	\$876	5,463	\$856
50-64	5,977	\$1,103	6,413	\$1,074	7,681	\$933	8,503	\$860	8,003	\$865
65+	6,261	\$1,093	7,183	\$1,150	8,977	\$1,000	10,478	\$945	10,186	\$951
<b>Total</b>	<b>21,611</b>	<b>\$1,111</b>	<b>23,213</b>	<b>\$1,113</b>	<b>28,471</b>	<b>\$965</b>	<b>31,462</b>	<b>\$913</b>	<b>30,216</b>	<b>\$910</b>

Patient Discharges (Cases)



Average Billed Charges (Avg Bill)



County / Hospital	2013		2014		2015		2016		2017	
	Cases	Avg Bill	Cases	Avg Bill	Cases	Avg Bill	Cases	Avg Bill	Cases	Avg Bill
<b>Clark</b>										
Centennial Hills	67	\$2,164	82	\$2,233	42	\$2,306	39	\$2,354	20	\$2,599
Desert Springs	20	\$2,383	14	\$2,349	17	\$2,389	5	\$2,972	6	\$2,130
Henderson Hospital	0	\$0	0	\$0	0	\$0	0	\$0	7	\$2,366
Mountain View	713	\$2,008	681	\$2,284	586	\$2,290	626	\$2,435	658	\$2,697
North Vista	83	\$1,523	40	\$1,285	34	\$1,194	35	\$2,987	44	\$1,960
Southern Hills	120	\$1,439	119	\$1,326	117	\$1,704	85	\$1,689	111	\$1,835
Spring Valley	43	\$2,289	38	\$2,656	32	\$2,223	27	\$2,830	12	\$2,838
St. Rose-Rose de Lima	110	\$1,472	89	\$1,728	94	\$1,695	111	\$1,865	118	\$2,238
St. Rose-San Martin	129	\$1,801	152	\$2,064	166	\$1,853	173	\$2,216	111	\$2,090
St. Rose-Siena	156	\$2,351	142	\$2,125	141	\$4,029	192	\$3,104	158	\$2,197
Summerlin	316	\$1,924	315	\$2,094	208	\$2,168	200	\$2,379	190	\$2,554
Sunrise	1,356	\$1,568	1,309	\$1,647	1,373	\$1,753	1,415	\$1,882	1,204	\$2,033
UMC	1,573	\$1,452	626	\$1,450	79	\$1,982	282	\$1,981	129	\$1,883
Valley	6	\$1,840	5	\$1,849	8	\$3,016	1	\$2,154	7	\$2,846
<b>Total</b>	<b>4,692</b>	<b>\$1,665</b>	<b>3,612</b>	<b>\$1,823</b>	<b>2,897</b>	<b>\$2,024</b>	<b>3,191</b>	<b>\$2,144</b>	<b>2,775</b>	<b>\$2,241</b>
<b>Washoe</b>										
Carson Tahoe	1,279	\$755	1,520	\$782	4,056	\$508	6,789	\$410	5,765	\$586
Northern Nevada	844	\$1,442	1,055	\$1,553	760	\$1,697	814	\$1,832	701	\$1,906
Renown Regional	2,554	\$1,067	3,948	\$1,049	9,098	\$751	9,685	\$698	10,420	\$624
Renown S. Meadows	845	\$985	1,143	\$985	973	\$788	1,209	\$643	1,715	\$666
Saint Mary's	4,076	\$1,088	4,689	\$1,071	3,798	\$1,116	3,199	\$1,148	3,078	\$1,096
Sierra Surgery	751	\$307	1,042	\$312	256	\$299	0	\$0	0	\$0
<b>Total</b>	<b>10,349</b>	<b>\$1,005</b>	<b>13,397</b>	<b>\$1,003</b>	<b>18,941</b>	<b>\$806</b>	<b>21,696</b>	<b>\$714</b>	<b>21,679</b>	<b>\$726</b>
<b>Rural</b>										
Battle Mountain	0	\$0	52	\$800	104	\$844	114	\$907	77	\$892
Boulder City	53	\$1,510	27	\$1,164	75	\$996	103	\$1,116	63	\$1,031
Carson Valley	642	\$1,158	755	\$1,183	768	\$1,240	821	\$1,197	767	\$1,234
Churchill	728	\$920	882	\$862	1,027	\$844	969	\$921	773	\$1,014
Desert View	1,069	\$639	1,022	\$890	1,200	\$877	1,113	\$839	1,372	\$886
Grover C. Dils	47	\$409	65	\$405	46	\$391	27	\$422	14	\$451
Humboldt	543	\$1,073	393	\$1,071	381	\$1,048	382	\$1,021	329	\$1,000
Incline Village	0	\$0	0	\$0	0	\$0	0	\$0	0	\$0
Mesa View	638	\$1,073	573	\$1,116	596	\$1,159	710	\$1,156	731	\$952
Mount Grant	150	\$575	185	\$583	158	\$574	138	\$548	132	\$606
Northeastern	2,059	\$854	1,854	\$867	1,818	\$957	1,602	\$972	894	\$957
Nye	69	\$1,209	0	\$0	0	\$0	0	\$0	0	\$0
Pershing	102	\$606	46	\$528	64	\$679	89	\$638	70	\$659
South Lyon	158	\$289	0	\$0	0	\$0	99	\$722	233	\$715
William Bee Ririe	312	\$951	350	\$984	396	\$853	408	\$964	307	\$944
<b>Total</b>	<b>6,570</b>	<b>\$882</b>	<b>6,204</b>	<b>\$936</b>	<b>6,633</b>	<b>\$958</b>	<b>6,575</b>	<b>\$974</b>	<b>5,762</b>	<b>\$963</b>
<b>All Counties</b>	<b>21,611</b>	<b>\$1,111</b>	<b>23,213</b>	<b>\$1,113</b>	<b>28,471</b>	<b>\$965</b>	<b>31,462</b>	<b>\$913</b>	<b>30,216</b>	<b>\$910</b>

### MRI - Back (00294)

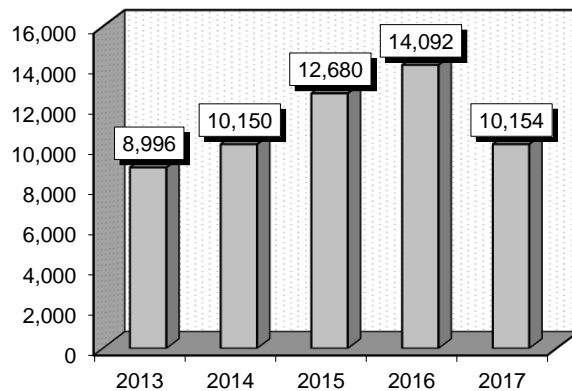
**Diagnoses:** that frequently accompanied MRI - Back were: 1) Lumbago (7242), 2) Cervicalgia (7231), 3) Lumbosacral spondylosis without myelopathy (7213), 4) Spinal stenosis, lumbar region, without neurogenic claudication (72402), 5) Cervical spondylosis without myelopathy (7210), 6) Disturbance of skin sensation (7820), 7) Spinal stenosis in cervical region (7230), 8) Sciatica (7243), 9) Scoliosis [and kyphoscoliosis], idiopathic (73730), 10) Spondylolisthesis (75612), 11) Neuralgia, neuritis, and radiculitis, unspecified (7292).

**Definitions:** **Lumbago:** An older, non-medical term used to describe lower back pain or back pain in general. **Cervicalgia:** Neck pain. **Lumbosacral:** Of or relating to or near the small of the back and the back part of the pelvis between the hips. **Stenosis:** The abnormal narrowing of a passage in the body. **Sciatica:** Pain in lower back and hip radiating down back of thigh into leg, due to herniated lumbar discs compressing a nerve root, most commonly L5 or S1. **Scoliosis:** Abnormal lateral curvature of the spine.

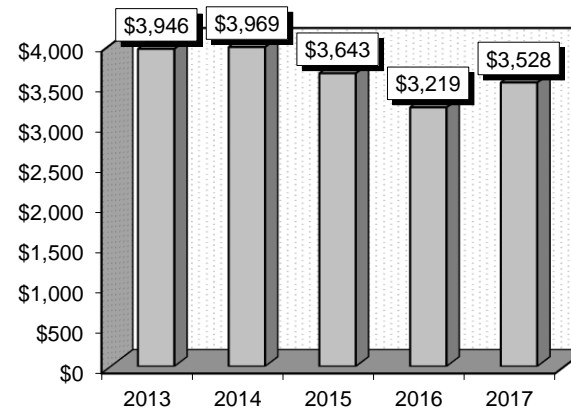
**Spondylolisthesis:** Forward displacement of a lumbar vertebra on the one below it and especially of the fifth lumbar vertebra on the sacrum producing pain by compression of nerve roots.

Gender	2013		2014		2015		2016		2017	
	Cases	Avg Bill	Cases	Avg Bill	Cases	Avg Bill	Cases	Avg Bill	Cases	Avg Bill
Male	3,788	\$3,866	4,258	\$3,916	5,242	\$3,650	5,946	\$3,161	4,236	\$3,449
Female	5,208	\$4,004	5,892	\$4,007	7,438	\$3,638	8,146	\$3,261	5,918	\$3,584
Age Group	Cases	Avg Bill	Cases	Avg Bill	Cases	Avg Bill	Cases	Avg Bill	Cases	Avg Bill
0-17	207	\$6,080	188	\$6,424	199	\$6,256	250	\$6,391	204	\$6,473
18-35	893	\$3,715	1,063	\$3,803	1,245	\$3,786	1,274	\$3,278	845	\$3,502
36-49	1,822	\$3,836	1,987	\$3,852	2,350	\$3,665	2,395	\$3,243	1,734	\$3,568
50-64	3,022	\$4,040	3,484	\$4,046	4,436	\$3,585	4,732	\$3,158	3,309	\$3,500
65+	3,052	\$3,842	3,428	\$3,874	4,450	\$3,533	5,441	\$3,102	4,062	\$3,391
<b>Total</b>	<b>8,996</b>	<b>\$3,946</b>	<b>10,150</b>	<b>\$3,969</b>	<b>12,680</b>	<b>\$3,643</b>	<b>14,092</b>	<b>\$3,219</b>	<b>10,154</b>	<b>\$3,528</b>

Patient Discharges (Cases)



Average Billed Charges (Avg Bill)



County / Hospital	2013		2014		2015		2016		2017	
	Cases	Avg Bill	Cases	Avg Bill	Cases	Avg Bill	Cases	Avg Bill	Cases	Avg Bill
<b>Clark</b>										
Centennial Hills	54	\$5,778	42	\$6,881	45	\$7,192	22	\$11,086	20	\$13,335
Desert Springs	13	\$7,499	30	\$7,451	26	\$7,286	19	\$7,746	9	\$7,468
Henderson Hospital	0	\$0	0	\$0	0	\$0	2	\$11,846	12	\$10,233
Mountain View	190	\$5,396	174	\$5,311	169	\$5,819	146	\$6,569	139	\$6,674
North Vista	76	\$5,385	43	\$5,144	31	\$4,647	12	\$14,449	15	\$14,428
Southern Hills	25	\$6,860	52	\$5,658	47	\$5,303	33	\$5,380	40	\$7,189
Spring Valley	19	\$5,984	19	\$7,650	28	\$7,023	26	\$7,964	20	\$8,988
St. Rose-Rose de Lima	58	\$5,735	29	\$6,864	30	\$8,364	27	\$8,236	7	\$8,297
St. Rose-San Martin	24	\$7,565	24	\$6,337	25	\$9,395	18	\$8,688	11	\$8,817
St. Rose-Siena	50	\$6,397	57	\$8,391	64	\$8,766	72	\$9,755	44	\$9,083
Summerlin	57	\$7,472	59	\$8,358	61	\$8,366	65	\$10,984	52	\$9,426
Sunrise	210	\$5,065	178	\$5,657	137	\$6,404	159	\$7,324	121	\$7,754
UMC	463	\$5,189	247	\$5,131	34	\$6,114	117	\$5,883	35	\$4,669
Valley	11	\$5,115	14	\$7,313	1	\$9,530	7	\$9,517	3	\$6,281
<b>Total</b>	<b>1,250</b>	<b>\$5,529</b>	<b>968</b>	<b>\$5,988</b>	<b>698</b>	<b>\$6,788</b>	<b>725</b>	<b>\$7,788</b>	<b>528</b>	<b>\$8,018</b>
<b>Washoe</b>										
Carson Tahoe	342	\$3,042	409	\$3,218	2,110	\$1,433	3,707	\$1,308	1,096	\$1,324
Northern Nevada	308	\$5,111	430	\$5,852	464	\$5,978	354	\$6,523	304	\$7,230
Renown Regional	1,079	\$4,959	1,654	\$4,696	3,297	\$3,772	4,513	\$3,225	3,948	\$2,824
Renown S. Meadows	784	\$4,311	1,123	\$4,328	1,264	\$3,694	924	\$3,060	796	\$2,677
Saint Mary's	1,285	\$6,525	1,188	\$6,371	1,124	\$6,667	870	\$6,349	1,036	\$6,071
Sierra Surgery	1,103	\$1,110	1,329	\$1,095	349	\$1,126	0	\$0	0	\$0
<b>Total</b>	<b>4,901</b>	<b>\$4,276</b>	<b>6,133</b>	<b>\$4,155</b>	<b>8,608</b>	<b>\$3,577</b>	<b>10,368</b>	<b>\$2,900</b>	<b>7,180</b>	<b>\$3,234</b>
<b>Rural</b>										
Battle Mountain	31	\$2,341	26	\$2,508	36	\$2,904	42	\$2,863	20	\$2,406
Boulder City	32	\$4,370	7	\$3,138	24	\$4,271	25	\$3,674	9	\$3,312
Carson Valley	331	\$3,231	438	\$3,309	508	\$3,297	512	\$3,289	453	\$3,235
Churchill	284	\$3,569	284	\$3,644	348	\$3,768	330	\$3,769	242	\$3,992
Desert View	345	\$2,816	494	\$3,954	588	\$4,153	510	\$3,859	613	\$3,939
Grover C. Dils	0	\$0	0	\$0	0	\$0	0	\$0	0	\$0
Humboldt	219	\$3,895	145	\$4,061	159	\$3,865	121	\$4,233	122	\$4,213
Incline Village	0	\$0	0	\$0	0	\$0	0	\$0	0	\$0
Mesa View	221	\$3,200	250	\$3,301	235	\$3,323	252	\$3,448	323	\$3,586
Mount Grant	95	\$2,564	111	\$2,502	113	\$2,649	73	\$2,465	54	\$2,694
Northeastern	960	\$1,914	979	\$2,030	981	\$2,227	748	\$2,421	316	\$2,528
Nye	19	\$3,973	0	\$0	0	\$0	0	\$0	0	\$0
Pershing	26	\$2,580	21	\$3,199	28	\$2,771	36	\$2,745	18	\$2,854
South Lyon	133	\$1,112	121	\$1,804	126	\$2,520	142	\$2,730	136	\$2,402
William Bee Ririe	149	\$2,898	173	\$2,952	228	\$3,315	208	\$3,278	140	\$3,232
<b>Total</b>	<b>2,845</b>	<b>\$2,682</b>	<b>3,049</b>	<b>\$2,952</b>	<b>3,374</b>	<b>\$3,161</b>	<b>2,999</b>	<b>\$3,217</b>	<b>2,446</b>	<b>\$3,422</b>
<b>All Counties</b>	<b>8,996</b>	<b>\$3,946</b>	<b>10,150</b>	<b>\$3,969</b>	<b>12,680</b>	<b>\$3,643</b>	<b>14,092</b>	<b>\$3,219</b>	<b>10,154</b>	<b>\$3,528</b>

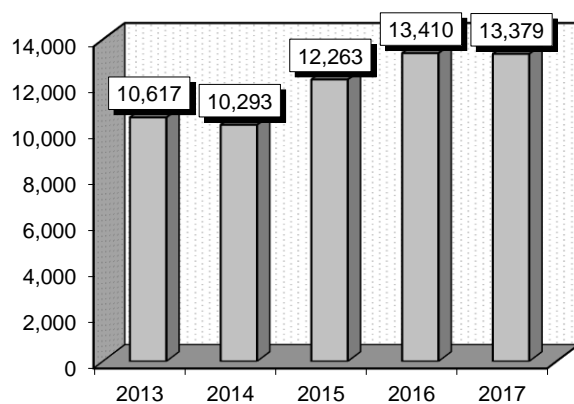
### Cat Scan - Abdomen (00300)

**Diagnoses:** that frequently accompanied Cat Scan - Abdomen were: 1) Calculus of kidney (5920), 2) Diverticulosis of colon (without mention of hemorrhage) (56210), 3) Hematuria, unspecified (59970), 4) Cyst of kidney, acquired (5932), 5) Calculus of gallbladder without mention of cholecystitis, without mention of obstruction (57420), 6) Enlargement of lymph nodes (7856), 7) Gross hematuria (59971), 8) Malignant neoplasm of colon, unspecified site (1539), 9) Hydronephrosis (591).

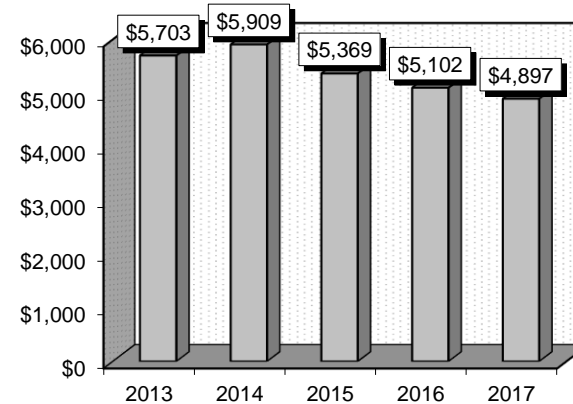
**Definitions:** **Calculus of kidney:** (AKA kidney stones) Small, hard mineral deposits that form inside your kidneys. The stones are made of mineral and acid salts. **Diverticulosis:** The presence of diverticula in the absence of inflammation. **Hematuria:** The presence of blood in urine. **Cholecystitis:** Inflammation of the gallbladder. **Hydronephrosis:** The swelling of the kidneys when urine flow is obstructed in any of part of the urinary tract.

	2013		2014		2015		2016		2017	
	Cases	Avg Bill	Cases	Avg Bill	Cases	Avg Bill	Cases	Avg Bill	Cases	Avg Bill
<b>Gender</b>										
Male	4,838	\$5,608	4,527	\$5,937	5,399	\$5,422	5,871	\$5,303	6,002	\$5,089
Female	5,779	\$5,782	5,766	\$5,887	6,864	\$5,327	7,539	\$4,945	7,377	\$4,740
<b>Age Group</b>										
0-17	258	\$5,722	229	\$6,241	243	\$7,003	246	\$7,818	218	\$7,713
18-35	948	\$5,560	932	\$5,707	976	\$4,846	1,037	\$4,557	1,059	\$4,346
36-49	1,672	\$5,636	1,535	\$5,757	1,714	\$5,040	1,803	\$4,790	1,812	\$4,322
50-64	3,338	\$5,484	3,103	\$5,821	3,764	\$5,277	4,047	\$4,761	4,018	\$4,619
65+	4,401	\$5,924	4,494	\$6,046	5,566	\$5,552	6,277	\$5,394	6,272	\$5,235
<b>Total</b>	<b>10,617</b>	<b>\$5,703</b>	<b>10,293</b>	<b>\$5,909</b>	<b>12,263</b>	<b>\$5,369</b>	<b>13,410</b>	<b>\$5,102</b>	<b>13,379</b>	<b>\$4,897</b>

**Patient Discharges (Cases)**



**Average Billed Charges (Avg Bill)**



County / Hospital	2013		2014		2015		2016		2017	
	Cases	Avg Bill	Cases	Avg Bill	Cases	Avg Bill	Cases	Avg Bill	Cases	Avg Bill
<b>Clark</b>										
Centennial Hills	101	\$9,702	86	\$10,172	64	\$10,481	40	\$10,953	29	\$15,404
Desert Springs	49	\$9,811	62	\$9,820	48	\$11,875	23	\$16,605	15	\$19,478
Henderson Hospital	0	\$0	0	\$0	0	\$0	0	\$0	13	\$14,231
Mountain View	416	\$9,522	389	\$10,149	323	\$10,512	360	\$11,934	379	\$13,153
North Vista	93	\$6,339	65	\$5,763	30	\$5,315	24	\$12,029	52	\$12,107
Southern Hills	103	\$9,399	129	\$10,797	95	\$11,137	64	\$12,194	70	\$13,719
Spring Valley	81	\$9,197	43	\$10,586	61	\$10,829	49	\$13,505	56	\$18,148
St. Rose-Rose de Lima	76	\$9,420	71	\$9,830	67	\$9,886	52	\$9,460	44	\$11,974
St. Rose-San Martin	66	\$12,108	52	\$9,917	53	\$9,273	57	\$9,707	53	\$13,659
St. Rose-Siena	177	\$14,062	187	\$15,352	187	\$16,429	198	\$20,757	137	\$16,937
Summerlin	154	\$10,446	127	\$11,025	96	\$13,383	90	\$15,841	121	\$15,247
Sunrise	200	\$9,370	251	\$11,187	315	\$12,545	248	\$15,429	196	\$17,253
UMC	934	\$5,519	284	\$5,977	34	\$7,445	110	\$8,151	78	\$10,458
Valley	24	\$9,107	20	\$9,940	25	\$10,588	10	\$11,254	14	\$14,709
<b>Total</b>	<b>2,474</b>	<b>\$8,320</b>	<b>1,766</b>	<b>\$10,104</b>	<b>1,398</b>	<b>\$11,799</b>	<b>1,325</b>	<b>\$13,784</b>	<b>1,257</b>	<b>\$14,586</b>
<b>Washoe</b>										
Carson Tahoe	604	\$3,780	614	\$3,230	1,423	\$2,231	2,492	\$2,118	2,122	\$1,393
Northern Nevada	319	\$7,959	389	\$8,843	334	\$9,883	331	\$10,753	335	\$11,157
Renown Regional	1,151	\$7,636	1,183	\$7,492	3,224	\$4,784	3,599	\$4,091	3,658	\$3,501
Renown S. Meadows	889	\$7,483	1,036	\$7,530	1,180	\$5,505	1,713	\$4,357	2,006	\$3,923
Saint Mary's	1,901	\$4,266	1,854	\$4,492	1,697	\$4,755	1,345	\$4,611	1,639	\$4,777
Sierra Surgery	824	\$1,549	1,060	\$1,558	273	\$1,538	0	\$0	0	\$0
<b>Total</b>	<b>5,688</b>	<b>\$5,213</b>	<b>6,136</b>	<b>\$5,226</b>	<b>8,131</b>	<b>\$4,536</b>	<b>9,480</b>	<b>\$3,927</b>	<b>9,760</b>	<b>\$3,606</b>
<b>Rural</b>										
Battle Mountain	57	\$2,007	76	\$2,070	74	\$3,008	62	\$3,756	36	\$3,381
Boulder City	22	\$4,963	8	\$3,397	26	\$3,298	59	\$3,003	41	\$3,065
Carson Valley	204	\$4,063	241	\$4,247	300	\$4,197	323	\$4,338	253	\$3,906
Churchill	348	\$4,580	312	\$4,614	363	\$4,880	314	\$5,026	269	\$4,697
Desert View	341	\$4,049	389	\$4,917	450	\$4,989	415	\$5,209	592	\$5,129
Grover C. Dils	59	\$1,553	41	\$1,665	49	\$1,559	57	\$1,596	47	\$1,705
Humboldt	189	\$3,978	166	\$3,887	225	\$3,690	190	\$5,870	140	\$5,201
Incline Village	49	\$2,326	55	\$2,651	47	\$2,278	52	\$2,638	39	\$2,840
Mesa View	238	\$7,132	243	\$7,376	209	\$7,007	246	\$7,055	358	\$7,134
Mount Grant	94	\$4,068	87	\$4,322	89	\$4,374	92	\$4,180	58	\$3,994
Northeastern	504	\$4,477	456	\$4,947	407	\$5,090	355	\$5,933	203	\$7,238
Nye	21	\$4,489	0	\$0	0	\$0	0	\$0	0	\$0
Pershing	7	\$2,213	11	\$3,249	38	\$3,454	21	\$3,534	15	\$3,418
South Lyon	129	\$1,705	113	\$2,498	159	\$3,235	151	\$3,323	129	\$3,263
William Bee Ririe	193	\$3,434	193	\$3,868	298	\$4,325	268	\$4,580	182	\$4,393
<b>Total</b>	<b>2,455</b>	<b>\$4,201</b>	<b>2,391</b>	<b>\$4,562</b>	<b>2,734</b>	<b>\$4,557</b>	<b>2,605</b>	<b>\$4,961</b>	<b>2,362</b>	<b>\$5,072</b>
<b>All Counties</b>	<b>10,617</b>	<b>\$5,703</b>	<b>10,293</b>	<b>\$5,909</b>	<b>12,263</b>	<b>\$5,369</b>	<b>13,410</b>	<b>\$5,102</b>	<b>13,379</b>	<b>\$4,897</b>

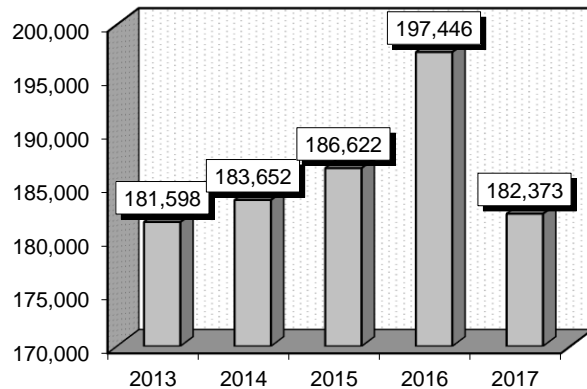
### Organ Or Disease Oriented Panels (00403)

**Diagnoses:** that frequently accompanied Organ Or Disease Oriented Panels were: 1) Other and unspecified hyperlipidemia (2724), 2) Unspecified essential hypertension (4019), 3) Unspecified acquired hypothyroidism (2449), 4) Pure hypercholesterolemia (2720), 5) Anemia, unspecified (2859), 6) Chronic kidney disease, Stage III (moderate) (5853), 7) Atrial fibrillation (42731), 8) Coronary atherosclerosis of unspecified type of vessel, native or graft (41400), 9) Congestive heart failure, unspecified (4280).

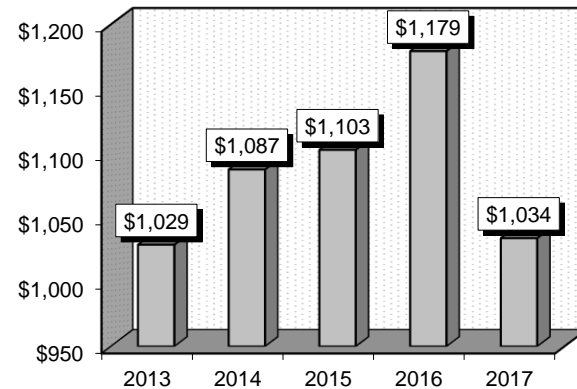
**Definitions:** **Hyperlipidemia:** An abnormally high concentration of fats or lipids in the blood. **Hypertension:** High blood pressure. **Hypothyroidism:** Diminished production of thyroid hormone, leading to clinical manifestations of thyroid insufficiency, including low metabolic rate, tendency to gain weight, somnolence, and sometimes myxedema. **Hypercholesterolemia:** An abnormally high concentration of cholesterol in the blood. **Anemia:** A condition marked by a deficiency of red blood cells or of hemoglobin in the blood, resulting in pallor and weariness; diminishes the capacity of the blood to carry oxygen. **Atrial fibrillation:** An irregular and often very fast heart rate. The heart's two upper chambers (the atria) beat chaotically and irregularly - out of coordination with the two lower chambers (the ventricles) of the heart. **Atherosclerosis:** The build up of a waxy plaque on the inside of blood vessels.

Gender	2013		2014		2015		2016		2017	
	Cases	Avg Bill	Cases	Avg Bill	Cases	Avg Bill	Cases	Avg Bill	Cases	Avg Bill
Male	79,321	\$1,095	78,429	\$1,156	80,421	\$1,189	84,967	\$1,260	77,905	\$1,050
Female	102,277	\$978	105,223	\$1,036	106,201	\$1,037	112,479	\$1,118	104,468	\$1,022
Age Group	Cases	Avg Bill	Cases	Avg Bill	Cases	Avg Bill	Cases	Avg Bill	Cases	Avg Bill
0-17	4,457	\$1,049	4,372	\$1,117	4,726	\$1,023	5,188	\$1,061	4,696	\$1,057
18-35	15,506	\$1,151	15,786	\$1,213	14,383	\$1,147	16,443	\$1,228	16,684	\$1,210
36-49	24,926	\$1,052	23,612	\$1,099	22,582	\$1,177	24,964	\$1,311	23,580	\$1,201
50-64	51,736	\$1,049	50,327	\$1,157	50,593	\$1,186	54,091	\$1,218	49,737	\$1,080
65+	84,973	\$987	89,555	\$1,022	94,338	\$1,037	96,760	\$1,122	87,676	\$929
<b>Total</b>	<b>181,598</b>	<b>\$1,029</b>	<b>183,652</b>	<b>\$1,087</b>	<b>186,622</b>	<b>\$1,103</b>	<b>197,446</b>	<b>\$1,179</b>	<b>182,373</b>	<b>\$1,034</b>

Patient Discharges (Cases)



Average Billed Charges (Avg Bill)





County / Hospital	2013		2014		2015		2016		2017	
	Cases	Avg Bill	Cases	Avg Bill	Cases	Avg Bill	Cases	Avg Bill	Cases	Avg Bill
<b>Clark</b>										
Centennial Hills	154	\$2,849	221	\$2,987	147	\$3,788	144	\$3,622	150	\$3,445
Desert Springs	120	\$2,678	169	\$6,779	191	\$5,965	226	\$4,976	247	\$8,165
Henderson Hospital	0	\$0	0	\$0	0	\$0	4	\$3,927	90	\$3,568
Mountain View	1,445	\$7,701	1,521	\$10,256	1,317	\$4,224	1,295	\$3,541	1,104	\$4,161
North Vista	157	\$2,669	173	\$2,270	167	\$2,091	178	\$3,431	306	\$3,707
Southern Hills	562	\$2,989	676	\$4,792	555	\$2,599	520	\$2,158	400	\$2,734
Spring Valley	90	\$5,125	146	\$6,532	170	\$4,838	159	\$6,834	180	\$10,634
St. Rose-Rose de Lima	156	\$9,155	155	\$11,689	178	\$18,069	150	\$27,229	105	\$7,813
St. Rose-San Martin	579	\$7,477	593	\$8,299	683	\$10,124	655	\$10,002	580	\$5,907
St. Rose-Siena	1,232	\$12,854	1,323	\$11,991	977	\$19,192	1,054	\$22,015	566	\$3,946
Summerlin	609	\$3,127	842	\$3,164	621	\$3,916	422	\$7,308	414	\$9,232
Sunrise	1,501	\$8,303	1,878	\$9,330	1,792	\$5,758	1,889	\$5,608	1,436	\$5,859
UMC	9,478	\$1,921	2,753	\$2,503	542	\$5,710	2,334	\$5,327	1,520	\$6,047
Valley	142	\$10,866	204	\$8,998	239	\$5,362	280	\$9,759	190	\$6,827
<b>Total</b>	<b>16,225</b>	<b>\$4,324</b>	<b>10,654</b>	<b>\$6,899</b>	<b>7,579</b>	<b>\$7,373</b>	<b>9,310</b>	<b>\$7,707</b>	<b>7,288</b>	<b>\$5,597</b>
<b>Washoe</b>										
Carson Tahoe	20,730	\$753	21,514	\$793	23,389	\$755	24,455	\$749	20,017	\$547
Northern Nevada	3,150	\$935	2,211	\$1,540	2,834	\$3,007	3,323	\$2,784	3,130	\$2,973
Renown Regional	84,430	\$637	90,355	\$644	84,838	\$713	93,647	\$775	91,459	\$784
Renown S. Meadows	5,110	\$716	5,287	\$712	5,654	\$765	6,992	\$811	7,188	\$798
Saint Mary's	3,229	\$1,125	3,401	\$1,340	5,931	\$1,391	4,727	\$1,355	5,313	\$1,765
Sierra Surgery	1,384	\$582	2,005	\$594	674	\$545	0	\$0	0	\$0
<b>Total</b>	<b>118,033</b>	<b>\$682</b>	<b>124,773</b>	<b>\$706</b>	<b>123,320</b>	<b>\$808</b>	<b>133,144</b>	<b>\$843</b>	<b>127,107</b>	<b>\$842</b>
<b>Rural</b>										
Battle Mountain	1,381	\$537	1,461	\$558	1,545	\$577	1,455	\$568	1,131	\$585
Boulder City	613	\$1,647	353	\$2,871	494	\$1,845	423	\$1,436	397	\$1,373
Carson Valley	8,207	\$905	9,654	\$883	10,883	\$893	11,364	\$879	10,774	\$886
Churchill	8,861	\$446	9,120	\$465	9,705	\$500	9,177	\$510	7,665	\$547
Desert View	974	\$3,796	1,434	\$3,811	2,095	\$4,716	1,418	\$6,251	734	\$5,868
Grover C. Dils	1,318	\$275	1,439	\$272	1,489	\$286	1,301	\$292	1,334	\$374
Humboldt	4,512	\$1,059	3,511	\$880	4,218	\$906	4,411	\$823	3,957	\$798
Incline Village	1,660	\$495	1,649	\$500	1,582	\$526	1,645	\$520	1,001	\$573
Mesa View	1,851	\$769	2,171	\$806	5,698	\$810	5,526	\$905	5,725	\$938
Mount Grant	2,827	\$544	2,920	\$530	2,787	\$795	2,569	\$514	2,230	\$546
Northeastern	5,658	\$737	5,326	\$763	5,529	\$806	5,496	\$858	4,878	\$796
Nye	506	\$1,257	0	\$0	0	\$0	0	\$0	0	\$0
Pershing	1,563	\$614	1,401	\$561	1,335	\$562	1,582	\$570	1,255	\$533
South Lyon	3,448	\$366	4,199	\$505	4,074	\$625	4,092	\$617	3,655	\$687
William Bee Ririe	3,961	\$880	3,587	\$960	4,289	\$1,022	4,533	\$1,022	3,242	\$1,115
<b>Total</b>	<b>47,340</b>	<b>\$766</b>	<b>48,225</b>	<b>\$790</b>	<b>55,723</b>	<b>\$903</b>	<b>54,992</b>	<b>\$890</b>	<b>47,978</b>	<b>\$849</b>
<b>All Counties</b>	<b>181,598</b>	<b>\$1,029</b>	<b>183,652</b>	<b>\$1,087</b>	<b>186,622</b>	<b>\$1,103</b>	<b>197,446</b>	<b>\$1,179</b>	<b>182,373</b>	<b>\$1,034</b>

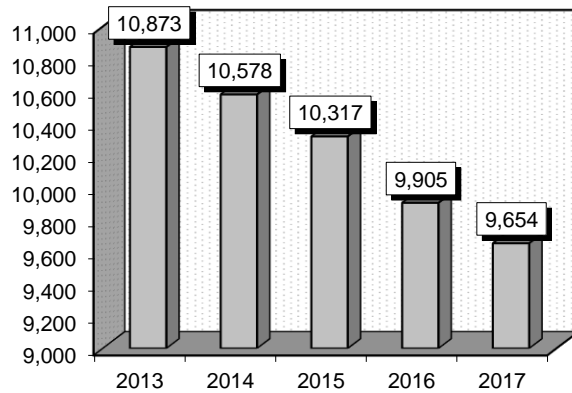
### Urinalysis (00410)

**Diagnoses:** that frequently accompanied Urinalysis were: 1) Diabetes mellitus without mention of complication, type II or unspecified type, not stated as uncontrolled (25000), 2) Dysuria (7881), 3) Abdominal pain, unspecified site (78900), 4) Hematuria, unspecified (59970), 5) Other specified complications of pregnancy, antepartum condition or complication (64683), 6) Threatened premature labor, antepartum condition or complication (64403), 7) Unspecified acquired hypothyroidism (2449), 8) Unspecified vitamin D deficiency (2689), 9) Long-term (current) use of other medications (V5869).

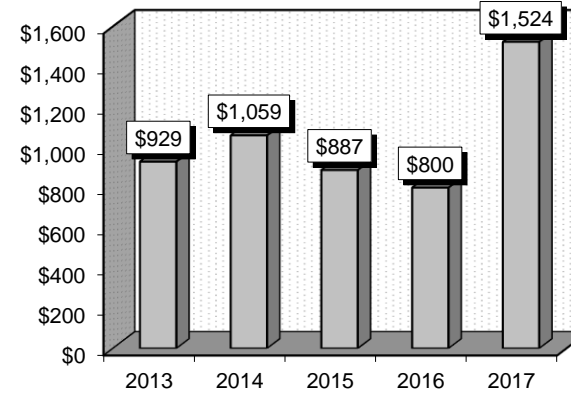
**Definitions:** **Dysuria:** Painful or difficult urination. **Hematuria:** The presence of blood in urine. **Hypothyroidism:** Diminished production of thyroid hormone, leading to clinical manifestations of thyroid insufficiency, including low metabolic rate, tendency to gain weight, somnolence, and sometimes myxedema.

Gender	2013		2014		2015		2016		2017	
	Cases	Avg Bill	Cases	Avg Bill	Cases	Avg Bill	Cases	Avg Bill	Cases	Avg Bill
Male	2,267	\$412	2,090	\$398	2,158	\$402	2,035	\$430	1,997	\$380
Female	8,606	\$1,065	8,488	\$1,222	8,159	\$1,015	7,870	\$895	7,657	\$1,823
Age Group	Cases	Avg Bill	Cases	Avg Bill	Cases	Avg Bill	Cases	Avg Bill	Cases	Avg Bill
0-17	520	\$556	494	\$811	543	\$845	475	\$934	450	\$1,510
18-35	3,514	\$1,260	3,295	\$1,423	2,925	\$1,328	2,695	\$1,256	2,626	\$2,500
36-49	1,507	\$1,676	1,335	\$2,106	1,174	\$1,624	1,110	\$1,172	1,174	\$3,723
50-64	1,871	\$889	1,773	\$1,154	1,648	\$877	1,677	\$771	1,666	\$1,035
65+	3,461	\$344	3,681	\$340	4,027	\$361	3,948	\$379	3,738	\$368
<b>Total</b>	<b>10,873</b>	<b>\$929</b>	<b>10,578</b>	<b>\$1,059</b>	<b>10,317</b>	<b>\$887</b>	<b>9,905</b>	<b>\$800</b>	<b>9,654</b>	<b>\$1,524</b>

Patient Discharges (Cases)



Average Billed Charges (Avg Bill)



County / Hospital	2013		2014		2015		2016		2017	
	Cases	Avg Bill	Cases	Avg Bill	Cases	Avg Bill	Cases	Avg Bill	Cases	Avg Bill
<b>Clark</b>										
Centennial Hills	130	\$1,425	176	\$2,494	89	\$3,535	89	\$3,377	58	\$4,499
Desert Springs	21	\$308	34	\$4,936	21	\$6,949	7	\$3,554	11	\$611
Henderson Hospital	0	\$0	0	\$0	0	\$0	4	\$2,000	33	\$2,163
Mountain View	578	\$3,739	606	\$3,892	497	\$2,507	408	\$2,330	578	\$2,712
North Vista	57	\$6,281	31	\$5,564	29	\$4,319	11	\$1,958	17	\$1,152
Southern Hills	304	\$5,889	356	\$5,653	167	\$4,133	113	\$4,739	72	\$4,900
Spring Valley	32	\$1,528	61	\$4,297	40	\$3,405	26	\$2,414	32	\$2,119
St. Rose-Rose de Lima	15	\$2,429	13	\$5,412	3	\$1,539	7	\$2,208	5	\$1,972
St. Rose-San Martin	77	\$1,432	50	\$2,352	87	\$2,348	60	\$1,433	22	\$1,602
St. Rose-Siena	242	\$1,646	87	\$2,640	47	\$1,829	52	\$2,955	32	\$2,508
Summerlin	56	\$1,458	102	\$4,745	53	\$5,728	55	\$5,379	78	\$6,045
Sunrise	101	\$1,285	153	\$1,738	87	\$1,607	49	\$1,608	49	\$1,349
UMC	603	\$814	55	\$1,231	11	\$3,923	32	\$1,777	31	\$1,949
Valley	35	\$1,505	65	\$4,971	34	\$5,476	39	\$5,121	47	\$6,515
<b>Total</b>	<b>2,251</b>	<b>\$2,599</b>	<b>1,789</b>	<b>\$3,896</b>	<b>1,165</b>	<b>\$3,112</b>	<b>952</b>	<b>\$2,931</b>	<b>1,065</b>	<b>\$3,170</b>
<b>Washoe</b>										
Carson Tahoe	247	\$507	198	\$481	238	\$450	236	\$372	200	\$282
Northern Nevada	261	\$392	84	\$391	94	\$261	83	\$308	65	\$344
Renown Regional	4,324	\$457	4,626	\$455	4,502	\$472	4,741	\$481	4,755	\$452
Renown S. Meadows	177	\$458	186	\$436	211	\$531	308	\$525	297	\$482
Saint Mary's	143	\$674	129	\$733	247	\$2,765	206	\$2,741	489	\$15,296
Sierra Surgery	1	\$76	4	\$140	0	\$0	0	\$0	0	\$0
<b>Total</b>	<b>5,153</b>	<b>\$462</b>	<b>5,227</b>	<b>\$461</b>	<b>5,292</b>	<b>\$577</b>	<b>5,574</b>	<b>\$560</b>	<b>5,806</b>	<b>\$1,696</b>
<b>Rural</b>										
Battle Mountain	154	\$279	132	\$254	134	\$294	103	\$384	91	\$278
Boulder City	0	\$0	1	\$530	22	\$1,818	27	\$1,511	64	\$1,483
Carson Valley	116	\$352	83	\$398	90	\$345	143	\$467	97	\$430
Churchill	514	\$337	585	\$381	527	\$406	479	\$387	453	\$590
Desert View	37	\$858	81	\$763	98	\$3,896	88	\$4,579	20	\$3,583
Grover C. Dils	36	\$182	34	\$115	45	\$114	37	\$107	42	\$117
Humboldt	939	\$744	723	\$851	756	\$733	716	\$776	378	\$1,060
Incline Village	57	\$236	56	\$294	52	\$263	80	\$304	49	\$247
Mesa View	56	\$438	108	\$586	262	\$365	233	\$322	288	\$354
Mount Grant	7	\$183	7	\$257	93	\$228	61	\$181	47	\$187
Northeastern	631	\$969	656	\$769	619	\$1,232	384	\$877	281	\$567
Nye	10	\$195	0	\$0	0	\$0	0	\$0	0	\$0
Pershing	152	\$192	123	\$171	136	\$199	163	\$169	106	\$197
South Lyon	445	\$150	708	\$192	711	\$233	609	\$225	640	\$256
William Bee Ririe	315	\$383	265	\$408	315	\$384	256	\$401	227	\$504
<b>Total</b>	<b>3,469</b>	<b>\$537</b>	<b>3,562</b>	<b>\$511</b>	<b>3,860</b>	<b>\$641</b>	<b>3,379</b>	<b>\$595</b>	<b>2,783</b>	<b>\$535</b>
<b>All Counties</b>	<b>10,873</b>	<b>\$929</b>	<b>10,578</b>	<b>\$1,059</b>	<b>10,317</b>	<b>\$887</b>	<b>9,905</b>	<b>\$800</b>	<b>9,654</b>	<b>\$1,524</b>

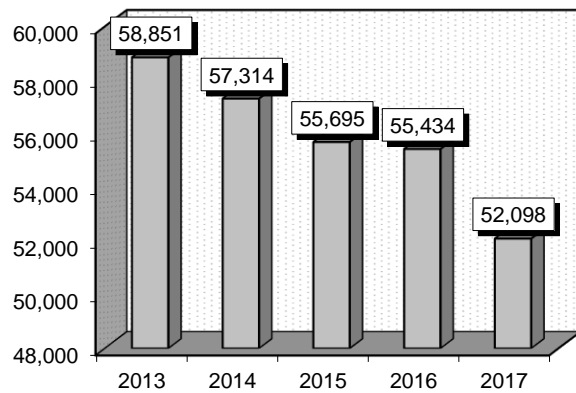
### Venipuncture (00457)

**Diagnoses:** that frequently accompanied Venipuncture were: 1) Long-term (current) use of anticoagulants (V5861), 2) Atrial fibrillation (42731), 3) Unspecified acquired hypothyroidism (2449), 4) Encounter for therapeutic drug monitoring (V5883), 5) Other malaise and fatigue (78079), 6) Long-term (current) use of other medications (V5869), 7) Anemia, unspecified (2859), 8) Other and unspecified hyperlipidemia (2724), 9) Mitral valve disorders (4240).

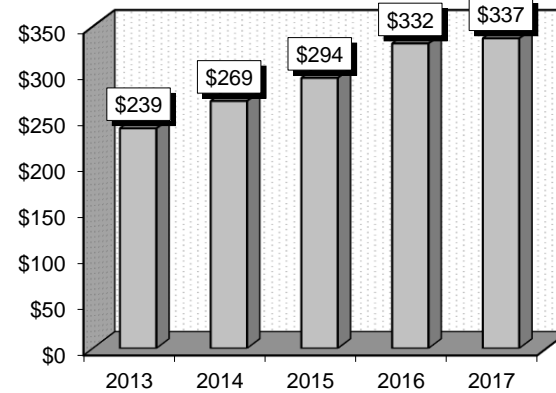
**Definitions: Venipuncture:** The puncture of a vein, usually to withdraw blood or inject a solution. **Atrial fibrillation:** An irregular and often very fast heart rate. The heart's two upper chambers (the atria) beat chaotically and irregularly - out of coordination with the two lower chambers (the ventricles) of the heart. **Hypothyroidism:** Diminished production of thyroid hormone, leading to clinical manifestations of thyroid insufficiency, including low metabolic rate, tendency to gain weight, somnolence, and sometimes myxedema. **Anemia:** A condition marked by a deficiency of red blood cells or of hemoglobin in the blood, resulting in pallor and weariness; diminishes the capacity of the blood to carry oxygen. **Hyperlipidemia:** An abnormally high concentration of fats or lipids in the blood.

Gender	2013		2014		2015		2016		2017	
	Cases	Avg Bill	Cases	Avg Bill	Cases	Avg Bill	Cases	Avg Bill	Cases	Avg Bill
Male	23,196	\$207	21,422	\$237	20,336	\$255	19,533	\$301	18,354	\$286
Female	35,655	\$260	35,892	\$288	35,359	\$317	35,901	\$348	33,744	\$365
Age Group	Cases	Avg Bill	Cases	Avg Bill	Cases	Avg Bill	Cases	Avg Bill	Cases	Avg Bill
0-17	2,479	\$332	2,272	\$376	2,415	\$364	2,640	\$364	2,621	\$363
18-35	8,798	\$289	8,739	\$316	9,020	\$359	9,788	\$394	9,548	\$443
36-49	6,530	\$316	6,266	\$346	6,204	\$386	6,426	\$421	6,516	\$428
50-64	11,349	\$277	11,392	\$328	11,141	\$328	11,097	\$348	11,027	\$347
65+	29,695	\$185	28,645	\$206	26,915	\$231	25,483	\$274	22,386	\$258
<b>Total</b>	<b>58,851</b>	<b>\$239</b>	<b>57,314</b>	<b>\$269</b>	<b>55,695</b>	<b>\$294</b>	<b>55,434</b>	<b>\$332</b>	<b>52,098</b>	<b>\$337</b>

Patient Discharges (Cases)



Average Billed Charges (Avg Bill)



County / Hospital	2013		2014		2015		2016		2017	
	Cases	Avg Bill	Cases	Avg Bill	Cases	Avg Bill	Cases	Avg Bill	Cases	Avg Bill
<b>Clark</b>										
Centennial Hills	13	\$583	23	\$1,132	38	\$1,764	34	\$2,256	21	\$1,091
Desert Springs	16	\$1,120	16	\$3,795	21	\$1,439	28	\$1,634	28	\$1,827
Henderson Hospital	0	\$0	0	\$0	0	\$0	0	\$0	10	\$975
Mountain View	0	\$0	0	\$0	0	\$0	0	\$0	0	\$0
North Vista	39	\$576	40	\$734	13	\$6,702	19	\$884	31	\$901
Southern Hills	50	\$2,014	40	\$1,985	42	\$1,074	25	\$1,204	24	\$927
Spring Valley	7	\$1,165	9	\$3,514	26	\$991	25	\$1,441	26	\$2,019
St. Rose-Rose de Lima	25	\$3,357	17	\$4,862	26	\$2,122	26	\$5,342	14	\$1,085
St. Rose-San Martin	56	\$3,617	48	\$5,049	48	\$8,732	48	\$8,739	44	\$1,250
St. Rose-Siena	91	\$3,885	115	\$4,580	144	\$2,658	193	\$4,147	86	\$1,449
Summerlin	26	\$1,513	54	\$1,700	41	\$2,565	36	\$2,208	66	\$1,591
Sunrise	82	\$1,920	84	\$2,510	70	\$1,755	59	\$6,642	77	\$1,897
UMC	882	\$374	424	\$297	132	\$487	515	\$386	329	\$415
Valley	16	\$973	40	\$3,412	39	\$2,009	28	\$2,285	51	\$2,292
<b>Total</b>	<b>1,303</b>	<b>\$1,027</b>	<b>910</b>	<b>\$1,807</b>	<b>640</b>	<b>\$2,317</b>	<b>1,036</b>	<b>\$2,218</b>	<b>807</b>	<b>\$1,098</b>
<b>Washoe</b>										
Carson Tahoe	11,584	\$195	10,658	\$203	9,640	\$213	9,010	\$229	7,383	\$241
Northern Nevada	804	\$194	743	\$367	975	\$490	1,009	\$502	1,085	\$495
Renown Regional	20,976	\$250	22,714	\$267	20,412	\$306	21,088	\$333	21,552	\$349
Renown S. Meadows	1,468	\$267	1,371	\$297	1,435	\$323	1,739	\$368	2,115	\$364
Saint Mary's	786	\$539	745	\$764	1,387	\$561	1,176	\$617	1,149	\$1,338
Sierra Surgery	186	\$280	299	\$332	106	\$604	0	\$0	0	\$0
<b>Total</b>	<b>35,804</b>	<b>\$238</b>	<b>36,530</b>	<b>\$262</b>	<b>33,955</b>	<b>\$297</b>	<b>34,022</b>	<b>\$322</b>	<b>33,284</b>	<b>\$365</b>
<b>Rural</b>										
Battle Mountain	0	\$0	1	\$105	0	\$0	0	\$0	0	\$0
Boulder City	156	\$570	80	\$501	300	\$488	448	\$748	285	\$835
Carson Valley	3,410	\$269	3,569	\$282	3,424	\$274	3,407	\$283	3,091	\$323
Churchill	3,947	\$166	3,480	\$182	3,792	\$197	3,381	\$226	2,821	\$259
Desert View	305	\$577	458	\$780	727	\$605	397	\$1,332	238	\$503
Grover C. Dils	416	\$94	370	\$89	377	\$77	299	\$81	311	\$81
Humboldt	2,542	\$229	1,961	\$212	2,141	\$241	2,374	\$250	2,417	\$282
Incline Village	872	\$127	857	\$132	719	\$150	743	\$145	392	\$165
Mesa View	761	\$174	827	\$155	2,305	\$141	2,373	\$159	3,153	\$154
Mount Grant	1,210	\$134	1,169	\$144	978	\$211	874	\$137	855	\$198
Northeastern	2,394	\$251	2,080	\$266	1,767	\$279	1,696	\$289	1,731	\$291
Nye	178	\$223	0	\$0	0	\$0	0	\$0	0	\$0
Pershing	752	\$164	689	\$155	644	\$168	786	\$169	478	\$188
South Lyon	2,953	\$69	2,604	\$107	2,194	\$160	1,807	\$161	1,570	\$169
William Bee Ririe	1,848	\$207	1,729	\$206	1,732	\$240	1,791	\$218	665	\$252
<b>Total</b>	<b>21,744</b>	<b>\$194</b>	<b>19,874</b>	<b>\$211</b>	<b>21,100</b>	<b>\$229</b>	<b>20,376</b>	<b>\$251</b>	<b>18,007</b>	<b>\$252</b>
<b>All Counties</b>	<b>58,851</b>	<b>\$239</b>	<b>57,314</b>	<b>\$269</b>	<b>55,695</b>	<b>\$294</b>	<b>55,434</b>	<b>\$332</b>	<b>52,098</b>	<b>\$337</b>

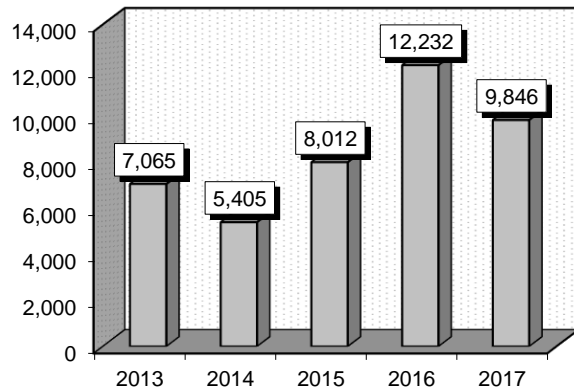
### Infections Of Upper Respiratory Tract (00562)

**Diagnoses:** that frequently accompanied Infections Of Upper Respiratory Tract were: 1) Acute pharyngitis (462), 2) Allergic rhinitis, cause unspecified (4779), 3) Acute sinusitis, unspecified (4619), 4) Acute bronchitis (4660), 5) Streptococcal sore throat (0340), 6) Tobacco use disorder (3051), 7) Acute tonsillitis (463).

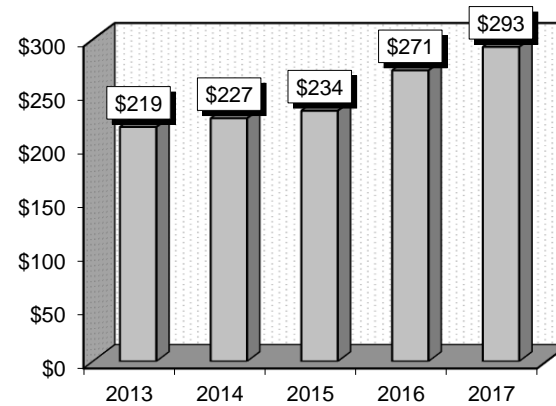
**Definitions:** **Pharyngitis:** Inflammation of the pharynx, causing a sore throat. **Rhinitis:** Inflammation of the nasal mucous membrane. **Sinusitis:** Inflammation of a nasal sinus. **Bronchitis:** An inflammation of the air passages between the nose and the lungs, including the windpipe or trachea and the larger air tubes of the lung that bring air in from the trachea (bronchi). **Tonsillitis:** Inflammation of the tonsils.

	2013		2014		2015		2016		2017	
	Cases	Avg Bill	Cases	Avg Bill	Cases	Avg Bill	Cases	Avg Bill	Cases	Avg Bill
<b>Gender</b>										
Male	3,042	\$218	2,335	\$225	3,167	\$231	4,777	\$267	3,950	\$296
Female	4,023	\$219	3,070	\$228	4,845	\$235	7,455	\$274	5,896	\$292
<b>Age Group</b>										
0-17	2,597	\$207	1,792	\$232	2,585	\$233	4,100	\$274	3,409	\$301
18-35	1,325	\$216	1,040	\$216	1,722	\$240	3,063	\$288	2,510	\$303
36-49	1,088	\$213	823	\$215	1,267	\$223	1,844	\$261	1,484	\$278
50-64	1,131	\$224	926	\$216	1,368	\$225	1,992	\$258	1,573	\$274
65+	924	\$254	824	\$254	1,070	\$250	1,233	\$257	870	\$293
<b>Total</b>	<b>7,065</b>	<b>\$219</b>	<b>5,405</b>	<b>\$227</b>	<b>8,012</b>	<b>\$234</b>	<b>12,232</b>	<b>\$271</b>	<b>9,846</b>	<b>\$293</b>

**Patient Discharges (Cases)**



**Average Billed Charges (Avg Bill)**



County / Hospital	2013		2014		2015		2016		2017	
	Cases	Avg Bill	Cases	Avg Bill	Cases	Avg Bill	Cases	Avg Bill	Cases	Avg Bill
<b>Clark</b>										
Centennial Hills	0	\$0	0	\$0	0	\$0	0	\$0	0	\$0
Desert Springs	0	\$0	0	\$0	0	\$0	0	\$0	0	\$0
Henderson Hospital	0	\$0	0	\$0	0	\$0	0	\$0	0	\$0
Mountain View	0	\$0	1	\$418	0	\$0	0	\$0	0	\$0
North Vista	0	\$0	0	\$0	0	\$0	0	\$0	0	\$0
Southern Hills	0	\$0	0	\$0	0	\$0	0	\$0	0	\$0
Spring Valley	0	\$0	0	\$0	1	\$1,081	0	\$0	0	\$0
St. Rose-Rose de Lima	0	\$0	0	\$0	0	\$0	0	\$0	0	\$0
St. Rose-San Martin	0	\$0	0	\$0	0	\$0	0	\$0	0	\$0
St. Rose-Siena	0	\$0	0	\$0	0	\$0	0	\$0	0	\$0
Summerlin	0	\$0	0	\$0	0	\$0	1	\$224	1	\$1,276
Sunrise	0	\$0	0	\$0	0	\$0	0	\$0	0	\$0
UMC	140	\$314	0	\$0	0	\$0	0	\$0	0	\$0
Valley	0	\$0	0	\$0	0	\$0	0	\$0	0	\$0
<b>Total</b>	<b>140</b>	<b>\$314</b>	<b>1</b>	<b>\$418</b>	<b>1</b>	<b>\$1,081</b>	<b>1</b>	<b>\$224</b>	<b>1</b>	<b>\$1,276</b>
<b>Washoe</b>										
Carson Tahoe	1,813	\$369	1,738	\$389	4,443	\$296	9,334	\$302	7,869	\$316
Northern Nevada	0	\$0	0	\$0	0	\$0	0	\$0	0	\$0
Renown Regional	171	\$282	132	\$258	176	\$266	193	\$270	320	\$284
Renown S. Meadows	0	\$0	0	\$0	0	\$0	0	\$0	0	\$0
Saint Mary's	0	\$0	0	\$0	0	\$0	2	\$205	0	\$0
Sierra Surgery	0	\$0	0	\$0	0	\$0	0	\$0	0	\$0
<b>Total</b>	<b>1,984</b>	<b>\$361</b>	<b>1,870</b>	<b>\$379</b>	<b>4,619</b>	<b>\$294</b>	<b>9,529</b>	<b>\$301</b>	<b>8,189</b>	<b>\$315</b>
<b>Rural</b>										
Battle Mountain	1	\$315	0	\$0	1	\$346	0	\$0	0	\$0
Boulder City	0	\$0	0	\$0	0	\$0	0	\$0	0	\$0
Carson Valley	264	\$294	195	\$310	147	\$329	62	\$323	79	\$350
Churchill	0	\$0	0	\$0	0	\$0	0	\$0	0	\$0
Desert View	0	\$0	0	\$0	0	\$0	0	\$0	0	\$0
Grover C. Dils	0	\$0	0	\$0	0	\$0	0	\$0	0	\$0
Humboldt	3,530	\$146	2,424	\$137	1,997	\$140	1,713	\$165	954	\$190
Incline Village	0	\$0	4	\$436	0	\$0	0	\$0	2	\$290
Mesa View	0	\$0	0	\$0	0	\$0	0	\$0	0	\$0
Mount Grant	0	\$0	0	\$0	763	\$156	494	\$166	327	\$165
Northeastern	0	\$0	1	\$850	5	\$106	1	\$62	0	\$0
Nye	366	\$253	0	\$0	0	\$0	0	\$0	0	\$0
Pershing	778	\$124	479	\$134	478	\$134	431	\$148	293	\$141
South Lyon	2	\$222	431	\$131	1	\$135	0	\$0	1	\$663
William Bee Ririe	0	\$0	0	\$0	0	\$0	1	\$232	0	\$0
<b>Total</b>	<b>4,941</b>	<b>\$158</b>	<b>3,534</b>	<b>\$146</b>	<b>3,392</b>	<b>\$151</b>	<b>2,702</b>	<b>\$166</b>	<b>1,656</b>	<b>\$184</b>
<b>All Counties</b>	<b>7,065</b>	<b>\$219</b>	<b>5,405</b>	<b>\$227</b>	<b>8,012</b>	<b>\$234</b>	<b>12,232</b>	<b>\$271</b>	<b>9,846</b>	<b>\$293</b>

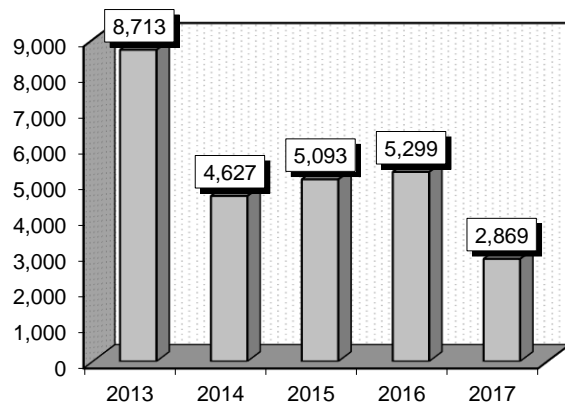
### Hypertension (00599)

**Diagnoses:** that frequently accompanied Hypertension were: 1) Unspecified essential hypertension (4019), 2) Other and unspecified hyperlipidemia (2724), 3) Diabetes mellitus without mention of complication, type II or unspecified type, not stated as uncontrolled (25000), 4) Unspecified acquired hypothyroidism (2449), 5) Tobacco use disorder (3051), 6) Obesity, unspecified (27800), 7) Pure hypercholesterolemia (2720), 8) Coronary atherosclerosis of native coronary artery (41401), 9) Long-term (current) use of other medications (V5869), 10) Personal history of transient ischemic attack (TIA), and cerebral infarction without residual deficits (V1254).

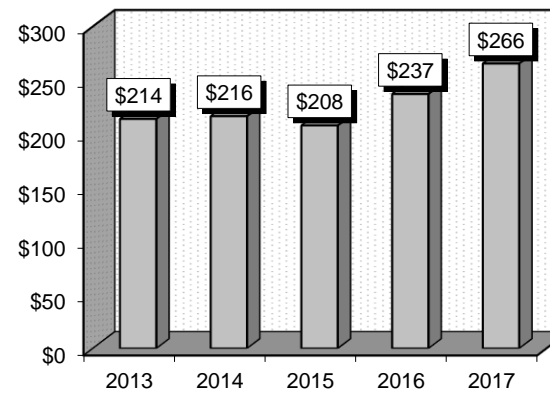
**Definitions:** **Hypertension:** High blood pressure. **Hyperlipidemia:** An abnormally high concentration of fats or lipids in the blood. **Hypothyroidism:** Diminished production of thyroid hormone, leading to clinical manifestations of thyroid insufficiency, including low metabolic rate, tendency to gain weight, somnolence, and sometimes myxedema. **Hypercholesterolemia:** An abnormally high concentration of cholesterol in the blood. **Atherosclerosis:** The build up of a waxy plaque on the inside of blood vessels. **Cerebral infarction:** A type of ischemic stroke resulting from a blockage in the blood vessels supplying blood to the brain.

Gender	2013		2014		2015		2016		2017	
	Cases	Avg Bill	Cases	Avg Bill	Cases	Avg Bill	Cases	Avg Bill	Cases	Avg Bill
Male	4,061	\$213	2,214	\$216	2,420	\$205	2,495	\$232	1,360	\$262
Female	4,652	\$214	2,413	\$217	2,673	\$210	2,804	\$242	1,509	\$269
Age Group	Cases	Avg Bill	Cases	Avg Bill	Cases	Avg Bill	Cases	Avg Bill	Cases	Avg Bill
0-17	2	\$80	2	\$133	1	\$538	2	\$226	3	\$247
18-35	236	\$201	99	\$174	117	\$199	132	\$240	86	\$239
36-49	1,498	\$211	547	\$198	583	\$200	586	\$229	322	\$227
50-64	4,404	\$208	1,869	\$207	1,878	\$204	1,826	\$236	979	\$229
65+	2,573	\$227	2,110	\$232	2,514	\$213	2,753	\$240	1,479	\$299
<b>Total</b>	<b>8,713</b>	<b>\$214</b>	<b>4,627</b>	<b>\$216</b>	<b>5,093</b>	<b>\$208</b>	<b>5,299</b>	<b>\$237</b>	<b>2,869</b>	<b>\$266</b>

Patient Discharges (Cases)



Average Billed Charges (Avg Bill)





County / Hospital	2013		2014		2015		2016		2017	
	Cases	Avg Bill	Cases	Avg Bill	Cases	Avg Bill	Cases	Avg Bill	Cases	Avg Bill
<b>Clark</b>										
Centennial Hills	0	\$0	0	\$0	0	\$0	0	\$0	0	\$0
Desert Springs	0	\$0	0	\$0	0	\$0	0	\$0	0	\$0
Henderson Hospital	0	\$0	0	\$0	0	\$0	0	\$0	0	\$0
Mountain View	0	\$0	0	\$0	0	\$0	0	\$0	0	\$0
North Vista	0	\$0	0	\$0	0	\$0	1	\$2,056	0	\$0
Southern Hills	0	\$0	0	\$0	0	\$0	0	\$0	0	\$0
Spring Valley	0	\$0	0	\$0	0	\$0	0	\$0	0	\$0
St. Rose-Rose de Lima	0	\$0	0	\$0	0	\$0	0	\$0	0	\$0
St. Rose-San Martin	0	\$0	0	\$0	0	\$0	0	\$0	0	\$0
St. Rose-Siena	0	\$0	0	\$0	0	\$0	0	\$0	0	\$0
Summerlin	0	\$0	0	\$0	0	\$0	0	\$0	0	\$0
Sunrise	0	\$0	0	\$0	0	\$0	0	\$0	0	\$0
UMC	3,435	\$219	1	\$487	0	\$0	0	\$0	1	\$520
Valley	0	\$0	0	\$0	0	\$0	0	\$0	0	\$0
<b>Total</b>	<b>3,435</b>	<b>\$219</b>	<b>1</b>	<b>\$487</b>	<b>0</b>	<b>\$0</b>	<b>1</b>	<b>\$2,056</b>	<b>1</b>	<b>\$520</b>
<b>Washoe</b>										
Carson Tahoe	24	\$445	29	\$551	106	\$325	193	\$335	120	\$305
Northern Nevada	0	\$0	0	\$0	0	\$0	0	\$0	0	\$0
Renown Regional	2,211	\$220	1,773	\$229	1,746	\$236	1,892	\$259	1,083	\$247
Renown S. Meadows	0	\$0	0	\$0	0	\$0	0	\$0	0	\$0
Saint Mary's	0	\$0	0	\$0	0	\$0	1	\$531	1	\$1,234
Sierra Surgery	0	\$0	0	\$0	0	\$0	0	\$0	0	\$0
<b>Total</b>	<b>2,235</b>	<b>\$222</b>	<b>1,802</b>	<b>\$234</b>	<b>1,852</b>	<b>\$241</b>	<b>2,086</b>	<b>\$266</b>	<b>1,204</b>	<b>\$253</b>
<b>Rural</b>										
Battle Mountain	0	\$0	0	\$0	0	\$0	0	\$0	0	\$0
Boulder City	0	\$0	0	\$0	0	\$0	0	\$0	0	\$0
Carson Valley	1,066	\$293	1,005	\$314	812	\$330	949	\$347	729	\$384
Churchill	0	\$0	0	\$0	0	\$0	0	\$0	0	\$0
Desert View	0	\$0	0	\$0	0	\$0	0	\$0	0	\$0
Grover C. Dils	0	\$0	0	\$0	0	\$0	0	\$0	0	\$0
Humboldt	1,519	\$149	1,251	\$147	1,086	\$158	1,257	\$188	575	\$212
Incline Village	0	\$0	0	\$0	0	\$0	0	\$0	0	\$0
Mesa View	0	\$0	0	\$0	0	\$0	0	\$0	0	\$0
Mount Grant	0	\$0	0	\$0	1,170	\$125	840	\$129	119	\$136
Northeastern	0	\$0	0	\$0	0	\$0	0	\$0	0	\$0
Nye	126	\$260	0	\$0	0	\$0	0	\$0	0	\$0
Pershing	332	\$135	142	\$145	173	\$148	166	\$151	239	\$159
South Lyon	0	\$0	426	\$140	0	\$0	0	\$0	0	\$0
William Bee Ririe	0	\$0	0	\$0	0	\$0	0	\$0	2	\$443
<b>Total</b>	<b>3,043</b>	<b>\$202</b>	<b>2,824</b>	<b>\$205</b>	<b>3,241</b>	<b>\$189</b>	<b>3,212</b>	<b>\$218</b>	<b>1,664</b>	<b>\$274</b>
<b>All Counties</b>	<b>8,713</b>	<b>\$214</b>	<b>4,627</b>	<b>\$216</b>	<b>5,093</b>	<b>\$208</b>	<b>5,299</b>	<b>\$237</b>	<b>2,869</b>	<b>\$266</b>

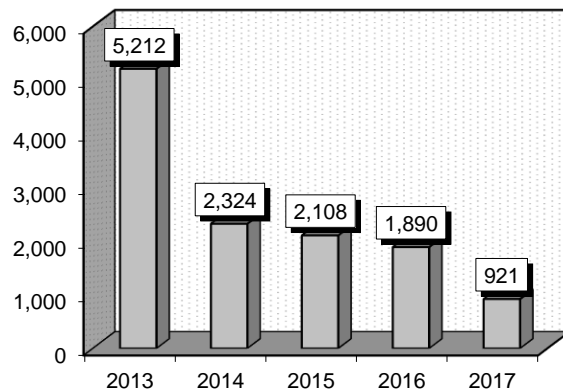
### Diabetes Without Complications (00713)

**Diagnoses:** that frequently accompanied Diabetes Without Complications were: 1) Unspecified essential hypertension (4019), 2) Other and unspecified hyperlipidemia (2724), 3) Long-term (current) use of insulin (V5867), 4) Unspecified acquired hypothyroidism (2449), 5) Pure hypercholesterolemia (2720), 6) Obesity, unspecified (27800), 7) Chronic kidney disease, unspecified (5859), 8) Unspecified vitamin D deficiency (2689), 9) Tobacco use disorder (3051), 10) Coronary atherosclerosis of native coronary artery (41401), 11) Asthma, unspecified type, unspecified (49390).

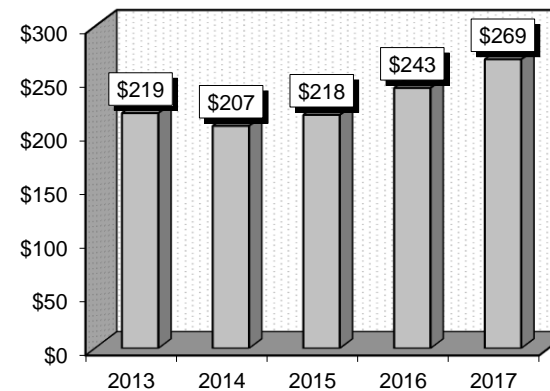
**Definitions:** **Hyperlipidemia:** An abnormally high concentration of fats or lipids in the blood. **Hypothyroidism:** Diminished production of thyroid hormone, leading to clinical manifestations of thyroid insufficiency, including low metabolic rate, tendency to gain weight, somnolence, and sometimes myxedema. **Hypercholesterolemia:** An abnormally high concentration of cholesterol in the blood. **Atherosclerosis:** The build up of a waxy plaque on the inside of blood vessels.

Gender	2013		2014		2015		2016		2017	
	Cases	Avg Bill	Cases	Avg Bill	Cases	Avg Bill	Cases	Avg Bill	Cases	Avg Bill
Male	2,505	\$218	1,127	\$207	1,025	\$214	893	\$245	476	\$273
Female	2,707	\$221	1,197	\$208	1,083	\$222	997	\$240	445	\$266
Age Group	Cases	Avg Bill	Cases	Avg Bill	Cases	Avg Bill	Cases	Avg Bill	Cases	Avg Bill
0-17	4	\$187	3	\$124	5	\$167	2	\$227	6	\$315
18-35	247	\$226	79	\$219	95	\$224	88	\$268	32	\$252
36-49	1,158	\$226	398	\$219	338	\$216	245	\$240	114	\$222
50-64	2,788	\$222	1,104	\$214	992	\$224	839	\$237	386	\$239
65+	1,015	\$204	740	\$191	678	\$209	716	\$248	383	\$315
<b>Total</b>	<b>5,212</b>	<b>\$219</b>	<b>2,324</b>	<b>\$207</b>	<b>2,108</b>	<b>\$218</b>	<b>1,890</b>	<b>\$243</b>	<b>921</b>	<b>\$269</b>

Patient Discharges (Cases)



Average Billed Charges (Avg Bill)



County / Hospital	2013		2014		2015		2016		2017	
	Cases	Avg Bill	Cases	Avg Bill	Cases	Avg Bill	Cases	Avg Bill	Cases	Avg Bill
<b>Clark</b>										
Centennial Hills	0	\$0	0	\$0	0	\$0	0	\$0	0	\$0
Desert Springs	2	\$657	0	\$0	1	\$1,129	0	\$0	0	\$0
Henderson Hospital	0	\$0	0	\$0	0	\$0	0	\$0	0	\$0
Mountain View	0	\$0	0	\$0	0	\$0	1	\$714	0	\$0
North Vista	0	\$0	0	\$0	0	\$0	0	\$0	0	\$0
Southern Hills	0	\$0	0	\$0	0	\$0	0	\$0	0	\$0
Spring Valley	0	\$0	0	\$0	0	\$0	0	\$0	0	\$0
St. Rose-Rose de Lima	0	\$0	0	\$0	0	\$0	0	\$0	0	\$0
St. Rose-San Martin	0	\$0	0	\$0	0	\$0	1	\$884	1	\$398
St. Rose-Siena	0	\$0	0	\$0	0	\$0	0	\$0	1	\$1,839
Summerlin	0	\$0	1	\$600	0	\$0	0	\$0	0	\$0
Sunrise	0	\$0	0	\$0	0	\$0	0	\$0	0	\$0
UMC	1,885	\$230	0	\$0	0	\$0	0	\$0	0	\$0
Valley	0	\$0	0	\$0	1	\$1,065	1	\$3,806	1	\$784
<b>Total</b>	<b>1,887</b>	<b>\$231</b>	<b>1</b>	<b>\$600</b>	<b>2</b>	<b>\$1,097</b>	<b>3</b>	<b>\$1,801</b>	<b>3</b>	<b>\$1,007</b>
<b>Washoe</b>										
Carson Tahoe	3	\$339	2	\$242	12	\$331	37	\$326	9	\$320
Northern Nevada	0	\$0	0	\$0	0	\$0	0	\$0	0	\$0
Renown Regional	2,089	\$233	1,183	\$242	966	\$257	827	\$277	338	\$279
Renown S. Meadows	0	\$0	0	\$0	0	\$0	0	\$0	0	\$0
Saint Mary's	0	\$0	0	\$0	1	\$361	3	\$299	1	\$265
Sierra Surgery	0	\$0	0	\$0	0	\$0	0	\$0	0	\$0
<b>Total</b>	<b>2,092</b>	<b>\$233</b>	<b>1,185</b>	<b>\$242</b>	<b>979</b>	<b>\$258</b>	<b>867</b>	<b>\$279</b>	<b>348</b>	<b>\$280</b>
<b>Rural</b>										
Battle Mountain	0	\$0	0	\$0	0	\$0	0	\$0	0	\$0
Boulder City	0	\$0	0	\$0	0	\$0	0	\$0	0	\$0
Carson Valley	224	\$296	175	\$307	184	\$325	240	\$362	235	\$388
Churchill	0	\$0	0	\$0	0	\$0	0	\$0	0	\$0
Desert View	0	\$0	0	\$0	0	\$0	0	\$0	0	\$0
Grover C. Dils	0	\$0	0	\$0	0	\$0	0	\$0	0	\$0
Humboldt	833	\$149	586	\$152	625	\$163	436	\$172	116	\$196
Incline Village	0	\$0	0	\$0	0	\$0	0	\$0	0	\$0
Mesa View	0	\$0	0	\$0	0	\$0	1	\$675	0	\$0
Mount Grant	0	\$0	0	\$0	251	\$126	188	\$132	50	\$129
Northeastern	0	\$0	0	\$0	2	\$54	0	\$0	0	\$0
Nye	33	\$287	0	\$0	0	\$0	0	\$0	0	\$0
Pershing	143	\$139	67	\$153	65	\$159	155	\$152	169	\$161
South Lyon	0	\$0	310	\$133	0	\$0	0	\$0	0	\$0
William Bee Ririe	0	\$0	0	\$0	0	\$0	0	\$0	0	\$0
<b>Total</b>	<b>1,233</b>	<b>\$178</b>	<b>1,138</b>	<b>\$171</b>	<b>1,127</b>	<b>\$181</b>	<b>1,020</b>	<b>\$207</b>	<b>570</b>	<b>\$259</b>
<b>All Counties</b>	<b>5,212</b>	<b>\$219</b>	<b>2,324</b>	<b>\$207</b>	<b>2,108</b>	<b>\$218</b>	<b>1,890</b>	<b>\$243</b>	<b>921</b>	<b>\$269</b>

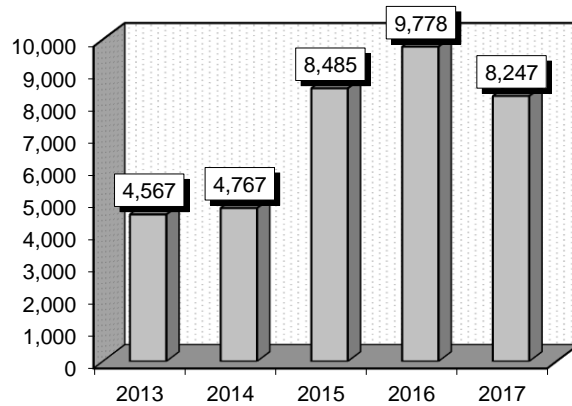
### Other Aftercare & Convalescence (00872)

**Diagnoses:** that frequently accompanied Other Aftercare & Convalescence were: 1) Follow-up examination, following radiotherapy (V671), 2) Encounter for therapeutic drug monitoring (V5883), 3) Long-term (current) use of anticoagulants (V5861), 4) Other follow-up examination (V6759), 5) Atrial fibrillation (42731), 6) Unspecified acquired hypothyroidism (2449), 7) Cervicalgia (7231), 8) Arthropathy, unspecified, site unspecified (71690), 9) Asthma, unspecified type, unspecified (49390), 10) Anemia, unspecified (2859), 11) Fitting and adjustment of vascular catheter (V5881).

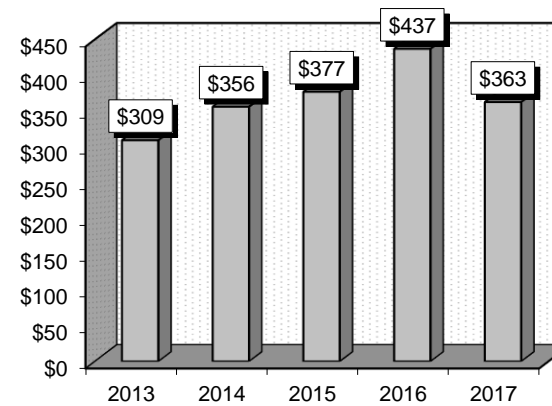
**Definitions:** **Anticoagulants:** Drugs that suppress, delay, or prevent blood clots. **Atrial fibrillation:** An irregular and often very fast heart rate. The heart's two upper chambers (the atria) beat chaotically and irregularly - out of coordination with the two lower chambers (the ventricles) of the heart. **Hypothyroidism:** Diminished production of thyroid hormone, leading to clinical manifestations of thyroid insufficiency, including low metabolic rate, tendency to gain weight, somnolence, and sometimes myxedema. **Arthropathy:** Any disease or abnormal condition affecting a joint.

Gender	2013		2014		2015		2016		2017	
	Cases	Avg Bill	Cases	Avg Bill	Cases	Avg Bill	Cases	Avg Bill	Cases	Avg Bill
Male	2,343	\$311	2,499	\$359	4,262	\$374	5,288	\$440	4,453	\$366
Female	2,224	\$308	2,268	\$352	4,223	\$380	4,490	\$434	3,794	\$358
Age Group	Cases	Avg Bill	Cases	Avg Bill	Cases	Avg Bill	Cases	Avg Bill	Cases	Avg Bill
0-17	140	\$244	178	\$410	207	\$625	643	\$822	520	\$807
18-35	185	\$414	193	\$387	314	\$520	400	\$620	312	\$330
36-49	464	\$302	486	\$376	641	\$391	699	\$476	614	\$346
50-64	1,283	\$297	1,485	\$337	1,948	\$372	2,122	\$433	1,877	\$332
65+	2,495	\$313	2,425	\$357	5,375	\$359	5,914	\$380	4,924	\$332
<b>Total</b>	<b>4,567</b>	<b>\$309</b>	<b>4,767</b>	<b>\$356</b>	<b>8,485</b>	<b>\$377</b>	<b>9,778</b>	<b>\$437</b>	<b>8,247</b>	<b>\$363</b>

Patient Discharges (Cases)



Average Billed Charges (Avg Bill)



County / Hospital	2013		2014		2015		2016		2017	
	Cases	Avg Bill	Cases	Avg Bill	Cases	Avg Bill	Cases	Avg Bill	Cases	Avg Bill
<b>Clark</b>										
Centennial Hills	0	\$0	0	\$0	0	\$0	0	\$0	0	\$0
Desert Springs	5	\$861	2	\$898	1	\$672	2	\$1,238	5	\$881
Henderson Hospital	0	\$0	0	\$0	0	\$0	0	\$0	0	\$0
Mountain View	0	\$0	1	\$418	0	\$0	5	\$1,138	6	\$1,229
North Vista	9	\$1,030	1	\$504	3	\$635	9	\$265	1	\$2,237
Southern Hills	1	\$1,938	1	\$818	2	\$1,576	0	\$0	0	\$0
Spring Valley	4	\$3,164	0	\$0	2	\$679	0	\$0	1	\$1,715
St. Rose-Rose de Lima	32	\$256	37	\$1,273	42	\$427	52	\$514	13	\$527
St. Rose-San Martin	40	\$293	37	\$350	43	\$425	41	\$563	37	\$492
St. Rose-Siena	0	\$0	0	\$0	6	\$1,314	0	\$0	27	\$515
Summerlin	0	\$0	1	\$863	2	\$962	0	\$0	1	\$2,198
Sunrise	7	\$1,063	2	\$909	2	\$2,327	0	\$0	2	\$890
UMC	178	\$367	220	\$548	408	\$874	1,173	\$970	449	\$979
Valley	4	\$1,298	1	\$1,212	2	\$1,065	0	\$0	1	\$1,242
<b>Total</b>	<b>280</b>	<b>\$450</b>	<b>303</b>	<b>\$620</b>	<b>513</b>	<b>\$812</b>	<b>1,282</b>	<b>\$934</b>	<b>543</b>	<b>\$920</b>
<b>Washoe</b>										
Carson Tahoe	64	\$138	28	\$264	153	\$286	130	\$309	86	\$183
Northern Nevada	0	\$0	0	\$0	0	\$0	0	\$0	0	\$0
Renown Regional	2,735	\$357	3,336	\$367	5,452	\$356	6,641	\$365	7,192	\$328
Renown S. Meadows	194	\$351	292	\$332	949	\$368	942	\$406	0	\$0
Saint Mary's	852	\$172	588	\$243	1,147	\$341	432	\$353	164	\$370
Sierra Surgery	0	\$0	0	\$0	0	\$0	0	\$0	0	\$0
<b>Total</b>	<b>3,845</b>	<b>\$312</b>	<b>4,244</b>	<b>\$347</b>	<b>7,701</b>	<b>\$354</b>	<b>8,145</b>	<b>\$369</b>	<b>7,442</b>	<b>\$327</b>
<b>Rural</b>										
Battle Mountain	87	\$159	42	\$148	5	\$226	1	\$117	0	\$0
Boulder City	0	\$0	0	\$0	0	\$0	0	\$0	0	\$0
Carson Valley	212	\$228	62	\$245	132	\$243	186	\$242	185	\$239
Churchill	2	\$237	2	\$200	4	\$429	2	\$316	2	\$542
Desert View	0	\$0	0	\$0	0	\$0	0	\$0	0	\$0
Grover C. Dils	0	\$0	0	\$0	0	\$0	0	\$0	0	\$0
Humboldt	118	\$164	92	\$155	71	\$184	80	\$203	29	\$210
Incline Village	0	\$0	0	\$0	0	\$0	3	\$311	0	\$0
Mesa View	4	\$235	0	\$0	0	\$0	1	\$1,141	1	\$878
Mount Grant	0	\$0	1	\$159	48	\$110	54	\$110	4	\$194
Northeastern	4	\$314	1	\$102	7	\$207	9	\$104	0	\$0
Nye	0	\$0	0	\$0	0	\$0	0	\$0	0	\$0
Pershing	10	\$85	3	\$111	3	\$185	14	\$126	41	\$149
South Lyon	4	\$154	16	\$117	0	\$0	0	\$0	0	\$0
William Bee Ririe	1	\$178	1	\$184	1	\$192	1	\$532	0	\$0
<b>Total</b>	<b>442</b>	<b>\$194</b>	<b>220</b>	<b>\$176</b>	<b>271</b>	<b>\$205</b>	<b>351</b>	<b>\$209</b>	<b>262</b>	<b>\$226</b>
<b>All Counties</b>	<b>4,567</b>	<b>\$309</b>	<b>4,767</b>	<b>\$356</b>	<b>8,485</b>	<b>\$377</b>	<b>9,778</b>	<b>\$437</b>	<b>8,247</b>	<b>\$363</b>

